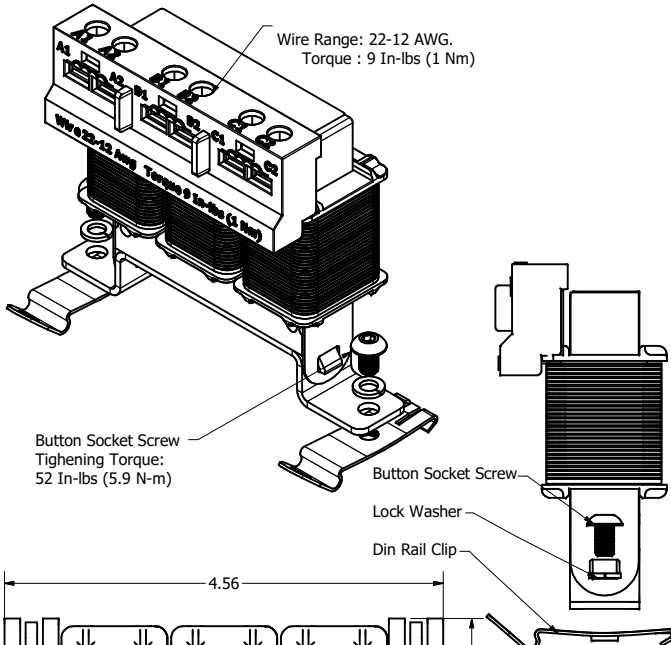


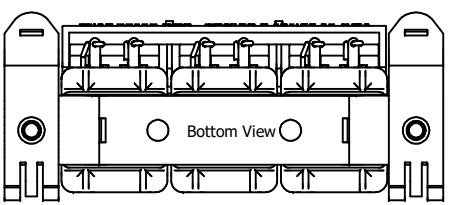
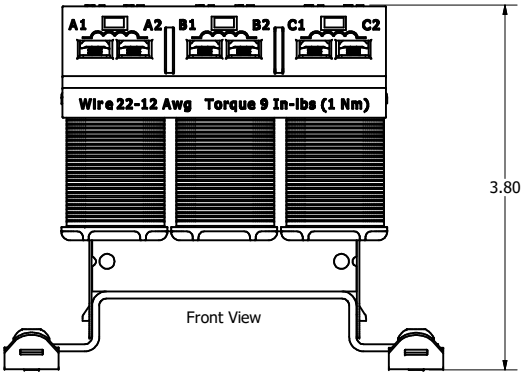
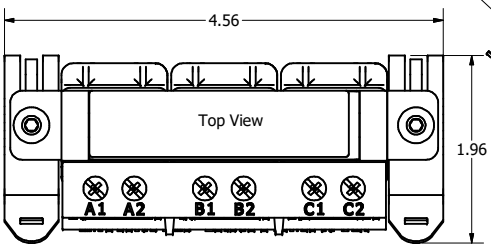
Reactor and Din Rail Clip and Hardware Shipped Together, Unassembled.



Wire Range: 22-12 AWG.
Torque : 9 In-lbs (1 Nm)

Button Socket Screw
Tightening Torque:
52 In-lbs (5.9 N-m)

Button Socket Screw
Lock Washer
Din Rail Clip



480 Rated Voltage, 690 Max Voltage, High Z, Impedance.

Part Number	Horsepower (HP)	Motor Amps (A)	Maximum Amps (A)	Inductance (uH) +/-10%	Weight (LBS)	Losses (W)
KDRMA1H1DR	1/4	0.70	1.4	52500	1.33	7.9
KDRMA2H1DR	1/3	0.80	1.4	45900	1.53	9.2
KDRMA3H1DR	1/2	1.10	1.6	33400	1.33	14.3
KDRMA4H1DR	3/4	1.60	2.1	23000	1.43	19.3
KDRMA5H1DR	1	2.10	2.3	17500	1.43	26.7
KDRMA6H1DR	1 1/2	3.0	3.6	12300	1.63	30.0

208/ 240 Rated Voltage, 690 Max Voltage, High Z, Impedance.

Part Number	Horsepower (HP)	Motor Amps (A)	Maximum Amps (A)	Inductance (uH) +/-10%	Weight (LBS)	Losses (W)
KDRMA21H1DR	1/4	1.4	2.3	13800	1.43	8
KDRMA22H1DR	1/2	2.4	3.4	7400	1.43	24.9
KDRMA23H1DR	3/4	3.5	5	4600	1.43	16.1
KDRMA24H1DR	1	4.6	5	4000	1.23	28.7
KDRMA25H1DR	1 1/2	6.6	7.5	2780	1.53	28.6
KDRMA26H1DR	2	7.5	10	2290	1.53	32.5

600 Rated Voltage, 690 Max Voltage, High Z, Impedance.

Part Number	Horsepower (HP)	Motor Amps (A)	Maximum Amps (A)	Inductance (uH) +/-10%	Weight (LBS)	Losses (W)
KDRMA41H1DR	1/4	0.50	0.80	91900	1.33	5.9
KDRMA42H1DR	1/3	0.70	0.75	65600	1.23	9.1
KDRMA43H1DR	1/2	0.90	1.1	51000	1.53	12.9
KDRMA44H1DR	3/4	1.30	1.6	35300	1.63	14.6
KDRMA45H1DR	1	1.70	2.1	27000	1.53	27.0

480 Rated Voltage, 690 Max Voltage, Low Z, Impedance.

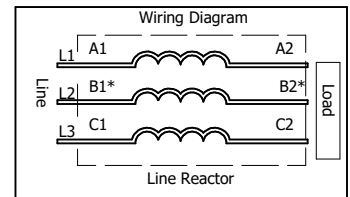
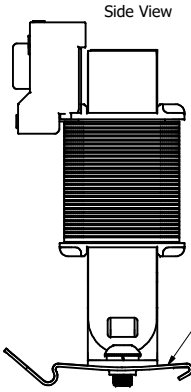
Part Number	Horsepower (HP)	Motor Amps (A)	Maximum Amps (A)	Inductance (uH) +/-10%	Weight (LBS)	Losses (W)
KDRMA1L1DR	1/4	0.70	1.4	31500	1.33	5.0
KDRMA2L1DR	1/3	0.80	1.7	27600	1.33	6.2
KDRMA3L1DR	1/2	1.10	1.6	20000	1.33	9.7
KDRMA4L1DR	3/4	1.60	2.3	13800	1.33	12.1
KDRMA5L1DR	1	2.10	2.3	10500	1.23	25.2
KDRMA6L1DR	1 1/2	3.00	3.4	7400	1.43	26.4
KDRMA7L1DR	2	3.40	4.2	6500	1.43	23.5
KDRMA8L1DR	3	4.80	5.0	4600	1.43	30.6

208/ 240 Rated Voltage, 690 Max Voltage, Low Z, Impedance.

Part Number	Horsepower (HP)	Motor Amps (A)	Maximum Amps (A)	Inductance (uH) +/-10%	Weight (LBS)	Losses (W)
KDRMA21L1DR	1/4	1.4	3.4	7400	1.43	4.6
KDRMA22L1DR	1/2	2.4	5	4600	1.43	6.8
KDRMA23L1DR	3/4	3.5	4.2	3150	1.23	12.9
KDRMA24L1DR	1	4.6	5.5	2400	1.23	19.2
KDRMA25L1DR	1 1/2	6.6	8	1670	1.23	23.3
KDRMA27L1DR	2	7.5	10	1370	1.33	27

600 Rated Voltage, 690 Max Voltage, Low Z, Impedance.

Part Number	Horsepower (HP)	Motor Amps (A)	Maximum Amps (A)	Inductance (uH) +/-10%	Weight (LBS)	Losses (W)
KDRMA41L1DR	1/4	0.50	0.80	55100	1.23	3.9
KDRMA42L1DR	1/3	0.70	1.1	39400	1.23	6.1
KDRMA43L1DR	1/2	0.90	1.6	30600	1.13	8.5
KDRMA44L1DR	3/4	1.30	2.1	21200	1.33	10.9
KDRMA45L1DR	1	1.70	2.1	16200	1.33	16.2
KDRMA46L1DR	1 1/2	2.40	3.4	11500	1.43	17.2
KDRMA47L1DR	2	2.70	3.2	10200	1.53	20.5



* For single phase applications, use coils A and C, Isolate terminals B1 and B2.

TTCI TCI, LLC | Germantown, WI | transcoil.com

KDR Drive Reactor
KDR Motor Amps—
SFI 50/60Hz, —V Rated, 690V Max, —A Max, RoHS
SIC Amb Max 138C Rise, Manual # 30895

UL LISTED
cULus LISTED

CE

Date Code

- Notes:
1. UL file number: cULus Listed File E116124.
 2. KDR Drive Reactors Comply With The Thermal and Altitude Standards Set Forth by NEMA ST20-1992.
 3. KDR IOM Manual Part Number 30895
 4. NEC Current For 208/240 Volts, Horsepower Based On 208 Volts.
 5. For Din Rail Kit, See Part Number DR01.
 6. Material(s) Shall be RoHS Compliant
 7. Reactor and Din Rail Clip and Hardware Shipped Together, Unassembled.
 8. Customer Is Responsible For Installation To Meet All National And Local Electrical Codes.

TCI, LLC CLAIMS PROPRIETARY RIGHTS IN THE MATERIAL HEREIN DISCLOSED. IT IS SUPPLIED WITHOUT PREJUDICE TO ANY PATENT RIGHTS OF TCI AND MAY NOT BE REPRODUCED OR USED TO MANUFACTURE ANYTHING SHOWN THEREIN WITHOUT WRITTEN PERMISSION FROM TCI.				TOLERANCES (EXCEPT AS NOTED) DECIMAL .XX ± .25 .XXX ± .10		TCI W132 N10611 Grant Drive Germantown, WI 53022	
B	4815, ADD 208/240V	7/24/19	DSW	FRACTIONAL ± 1/16	KDR MA Frame, Terminal Block, Din Rail Mounting, Reactor Drawing		
A	As Designed	10/20/17	DSW	ANGULAR ± 1°	DRN BY DSW	DATE 10/20/17	107239DG
NO	REVISION	DATE	BY	SCALE 1:1	DRWN DSW	DATE 10/20/17	107239DG