

Ground Lug.
See IOM Manual, Part# 30895
Table S2/0, Wire Size And Torque.

Wire Range: 4-18 AWG.
Torque : 20 IN-LBS (2.3 Nm)

208/240 Rated Voltage, 600 Max Voltage, High Z, Impedance.						
Part Number	Horsepower (HP)	Motor Amps (A)	Maximum Amps (A)	Inductance (uH)	Weight (LBS)	Losses (W)
KDRD21HE01	10	30.8	31	554	22.4	92
KDRD22HE01	15	46.2	47	375	22.4	108

208/240 Rated Voltage, 600 Max Voltage, Low Z, Impedance.						
Part Number	Horsepower (HP)	Motor Amps (A)	Maximum Amps (A)	Inductance (uH)	Weight (LBS)	Losses (W)
KDRD25LE01	10	30.8	34	342	22.4	64
KDRD24LE01	15	46.2	48	220	22.4	85
KDRD26LE01	20	59.4	62	172	22.4	94

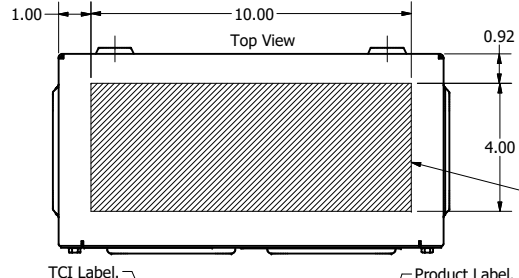
480 Rated Voltage, 600 Max Voltage, Low Z, Impedance.						
Part Number	Horsepower (HP)	Motor Amps (A)	Maximum Amps (A)	Inductance (uH)	Weight (LBS)	Losses (W)
KDRD1LE01	25	34	40	569	20.4	96
KDRD2LE01	30	40	45	469	20.4	105

575 Rated Voltage, 600 Max Voltage, High Z, Impedance.						
Part Number	Horsepower (HP)	Motor Amps (A)	Maximum Amps (A)	Inductance (uH)	Weight (LBS)	Losses (W)
KDRD41HE01	20	22	23	2070	22.4	105

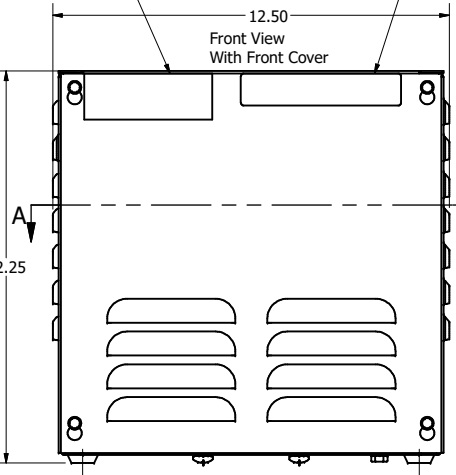
575 Rated Voltage, 600 Max Voltage, Low Z, Impedance.						
Part Number	Horsepower (HP)	Motor Amps (A)	Maximum Amps (A)	Inductance (uH)	Weight (LBS)	Losses (W)
KDRD42LE01	30	32	32	853	22.4	106

480 Rated Voltage, 600 Max Voltage, Output						
Part Number	Horsepower (HP)	Motor Amps (A)	Maximum Amps (A)	Inductance (uH)	Weight (LBS)	Losses (W)
KDRD1PE01	15	21	21	548	20.4	30
KDRD2PE01	20	27	27	444	20.4	43
KDRD3PE01	25	35	35	305	22.4	55
KDRD4PE01	30	45	45	262	22.4	59

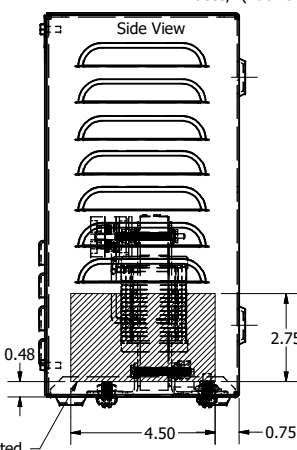
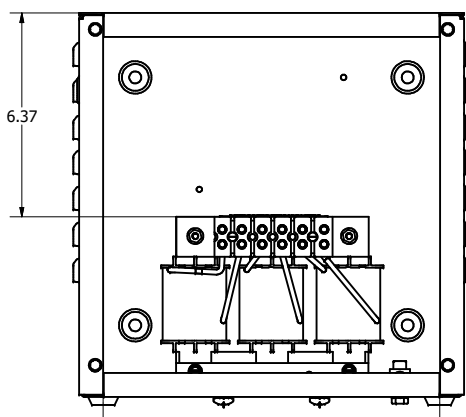
575 Rated Voltage, 600 Max Voltage, Output						
Part Number	Horsepower (HP)	Motor Amps (A)	Maximum Amps (A)	Inductance (uH)	Weight (LBS)	Losses (W)
KDRD31PE01	15	15	17	643	20.4	27
KDRD32PE01	20	20	22	439	20.4	43
KDRD35PE01	25	25	27	460	20.4	43
KDRD33PE01	30	30	32	329	20.4	55
KDRD34PE01	40	40	41	256	22.4	59



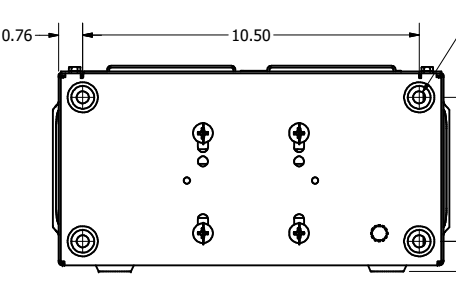
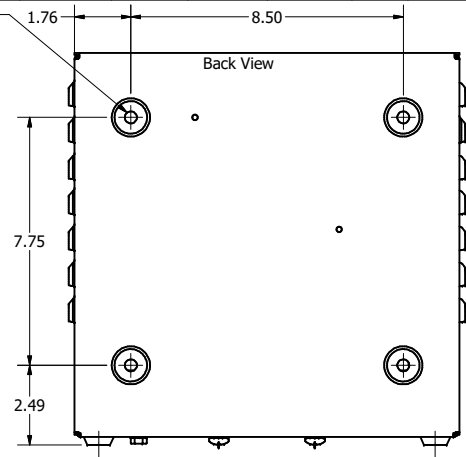
Suggested Customer Wire Entrance Top Of Enclosure. See Note: 7 (Non Removeable Panel)



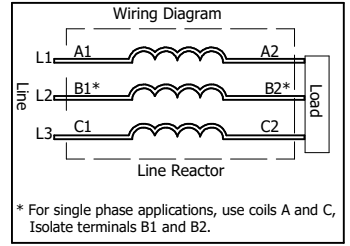
Front View Without Front Cover



0.38 Dia Holes 4 Places, (Back of Enclosure)



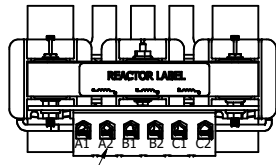
0.38 Dia Holes 4 Places, (Bottom of Enclosure)



* For single phase applications, use coils A and C, Isolate terminals B1 and B2.

Suggested Customer Entrance Either Side Of Enclosure. See Note: 7 (Non Removeable Panel)

Markings On Terminal Block For Reference Only.



TCL (800) 824-8282 transcoll.com

TCL, LLC
Germantown, WI, USA
transcoll.com
800-824-8282

KDR D Drive Reactor
KDR- Motor Amps —
30V, 50/60Hz, —V Rated, 600V Max, —A Max, Part#
600-001-0002 500C Fuse
Normal 05000

UL LISTED CE

- Notes:
- UL file number: cULus Listed File E116124.
 - KDR Drive Reactors Comply With The Thermal and Altitude Standards Set Forth by NEMA ST20-1992.
 - KDR IOM Manual Part Number 30895
 - For Din Rail Kit, See Part Number DR02.
 - NEC Current For 208/240 Volts, Horsepower Based On 208 Volts.
 - Material(s) Shall be RoHS Compliant
 - Customer Is Responsible For Installation To Meet All National And Local Electrical Codes.

THE INFORMATION AND DESIGNS CONTAINED IN THIS DRAWING ARE CONFIDENTIAL AND THE PROPRIETARY PROPERTY OF ALLIED MOTION TECHNOLOGIES INC. AND ITS SUBSIDIARIES. NEITHER THIS DESIGN NOR ANY INFORMATION CONTAINED IN THIS DRAWING MAY BE REPRODUCED OR DISCLOSED TO OTHERS WITHOUT THE EXPRESS WRITTEN CONSENT OF ALLIED MOTION TECHNOLOGIES INC. AND ITS SUBSIDIARIES.				TOLERANCES (EXCEPT AS NOTED)				W132N10611 Grant Drive Germantown, WI 53022 © 2021 TCL, LLC An Official Motion Systems Company KDR D Frame, Terminal Block, Enclosed Type I, Reactor Drawing	
REV	DESCRIPTION	DATE	BY	SCALE	DRW BY	DATE	DRWG NO		
C	5694, KDRD1LE01 Rev C	8/18/2021	DSW						
C	5694, KDRD1LE01 Max A 50 to 40	8/18/2021	DSW						
B	4686, TB Screws TO 1/8 Hex	5/14/2019	DSW						
A	As Designed	3/12/2018	DSW						
NO	REVISION	DATE	BY						

A B C D