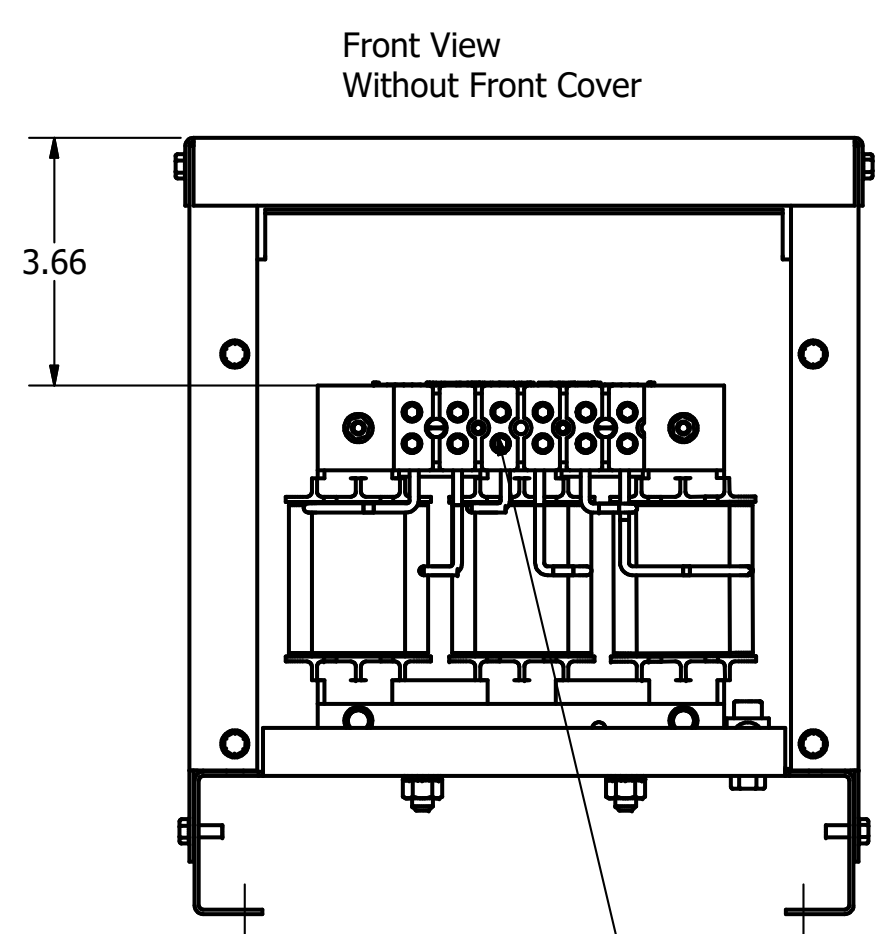
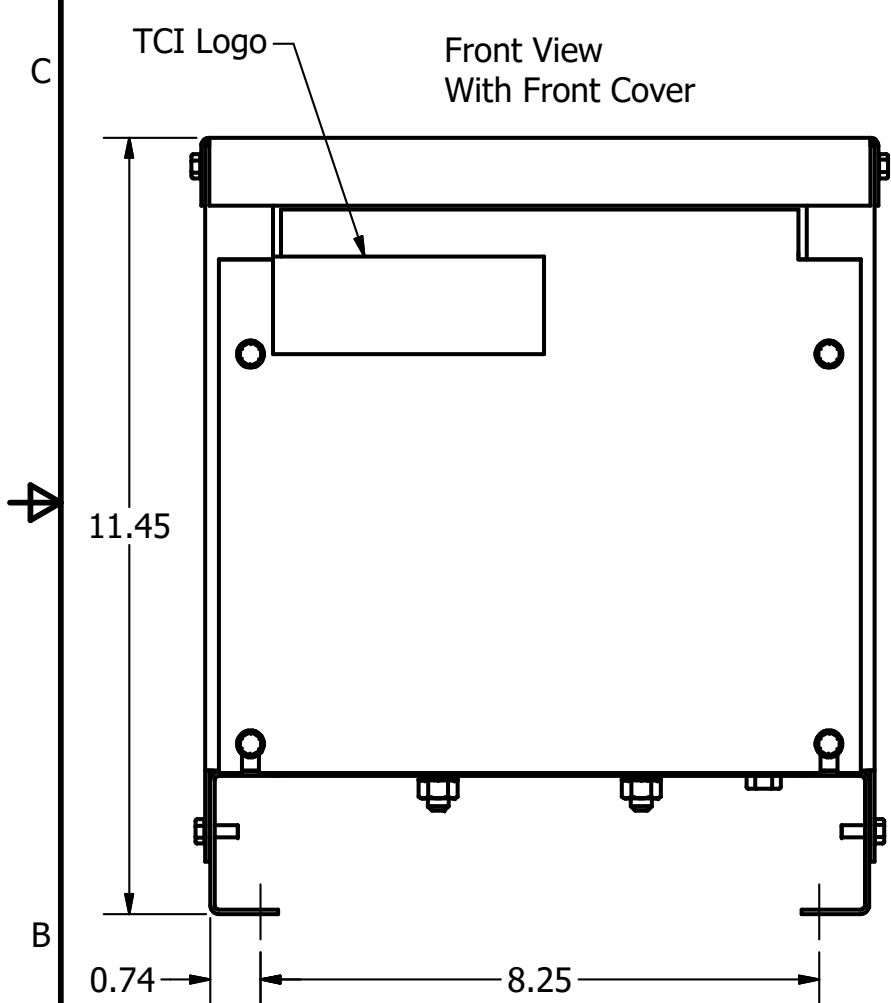
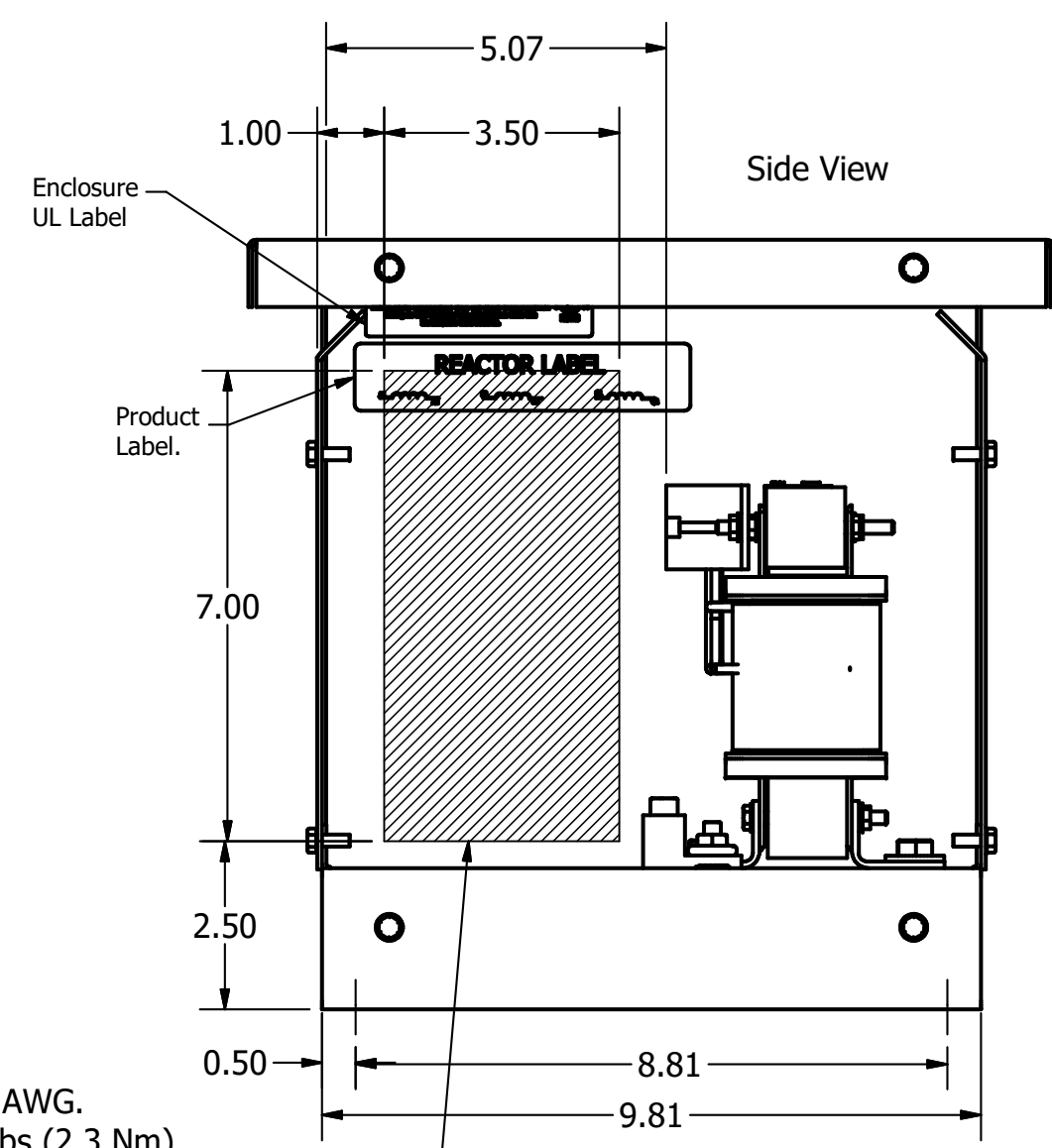


Ground Lug.
See IOM Manual, Part# 30895
Table S2/0, Wire Size And Torque.

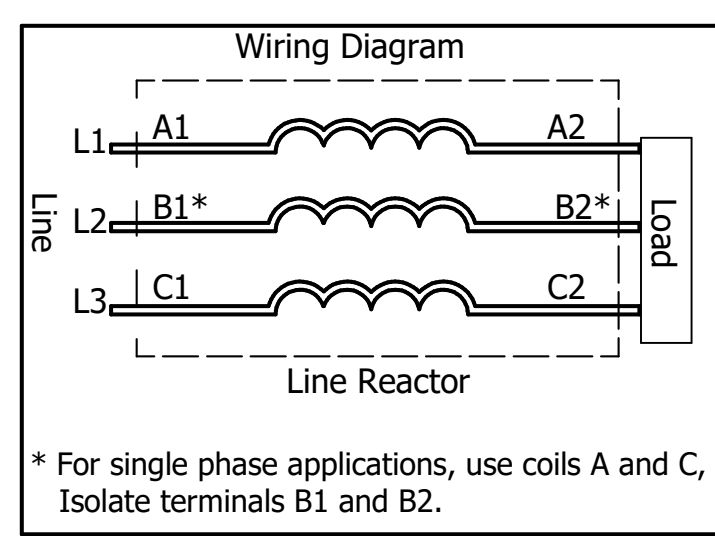
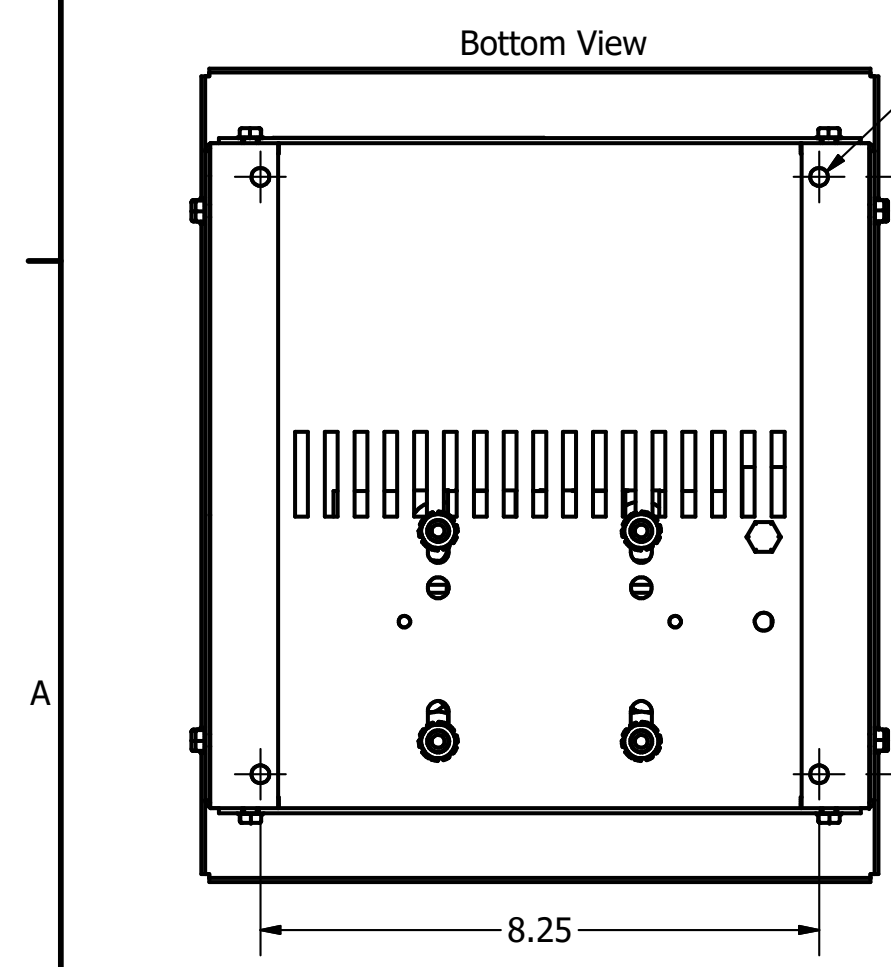
Suggested
Customer Wire Entrance
Bottom Of Enclosure.
See Note: 5
(Non Removeable Panel)



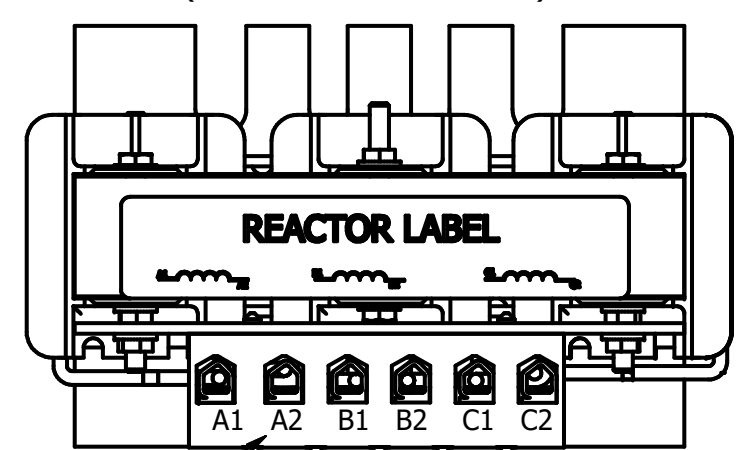
Wire Range: 4 - 18 AWG.
Torque : 20 In-lbs (2.3 Nm)



Suggested
Customer Entrance
Either Side Of Enclosure.
See Note: 5
(Non Removeable Panel)



Markings On
Terminal Block For
Reference Only.



208/240 Rated Voltage, 600 Max Voltage, High Z, Impedance.						
Part Number	Horsepower (HP)	Motor Amps (A)	Maximum Amps (A)	Inductance (uH)	Weight (LBS)	Losses (W)
KDRC22HE3R	20	59.4	62	278	30	113

480 Rated Voltage, 600 Max Voltage, High Z, Impedance.						
Part Number	Horsepower (HP)	Motor Amps (A)	Maximum Amps (A)	Inductance (uH)	Weight (LBS)	Losses (W)
KDRC3HE3R	20	27	27	1210	30	108
KDRC1HE3R	25	34	35	980	30	112

480 Rated Voltage, 600 Max Voltage, Low Z, Impedance.						
Part Number	Horsepower (HP)	Motor Amps (A)	Maximum Amps (A)	Inductance (uH)	Weight (LBS)	Losses (W)
KDRC1LE3R	40	52	55	387	30	114

575 Rated Voltage, 600 Max Voltage, High Z, Impedance.						
Part Number	Horsepower (HP)	Motor Amps (A)	Maximum Amps (A)	Inductance (uH)	Weight (LBS)	Losses (W)
KDRC43HE3R	25	27	30	1670	30	107

575 Rated Voltage, 600 Max Voltage, Low Z, Impedance.						
Part Number	Horsepower (HP)	Motor Amps (A)	Maximum Amps (A)	Inductance (uH)	Weight (LBS)	Losses (W)
KDRC43LE3R	40	41	41	672	30	109
KDRC44LE3R	50	52	52	529	30	123

480 Rated Voltage, 600 Max Voltage, Output						
Part Number	Horsepower (HP)	Motor Amps (A)	Maximum Amps (A)	Inductance (uH)	Weight (LBS)	Losses (W)
KDRC1PE3R	40	52	55	246	30	70

575 Rated Voltage, 600 Max Voltage, Output						
Part Number	Horsepower (HP)	Motor Amps (A)	Maximum Amps (A)	Inductance (uH)	Weight (LBS)	Losses (W)
KDRC31PE3R	50	52	55	237	30	70

- Notes:
1. UL file number: cULus Listed File E116124.
 2. KDR Drive Reactors Comply With The Thermal and Altitude Standards Set Forth by NEMA ST20-1992.
 3. KDR IOM Manual Part Number 30895
 4. NEC Current For 208/240 Volts, Horsepower Based On 208 Volts.
 5. Material(s) Shall be RoHS Compliant
 6. Customer Is Responsible For Installation To Meet All National And Local Electrical Codes.

TCI, LLC CLAIMS PROPRIETARY RIGHTS IN THE MATERIAL HEREIN DISCLOSED. IT IS SUPPLIED WITHOUT PREJUDICE TO ANY PATENT RIGHTS OF TCI AND MAY NOT BE REPRODUCED OR USED TO MANUFACTURE ANYTHING SHOWN THEREIN WITHOUT WRITTEN PERMISSION FROM TCI.

REVISION	DATE	BY	ANGULAR
B	4/23/18	DSW	± 1°
A	5/15/19	DSW	
NO			

TCI W132 N10611 Grant Drive
Germantown, WI 53022

KDR C Frame, Terminal Block, Enclosed
Type 3R, Reactor Drawing

DRN BY: DSW DATE: 4/23/18 107549DG
SCALE: 1/3 APRVD: C SIZE: C SHT. 1 OF 4