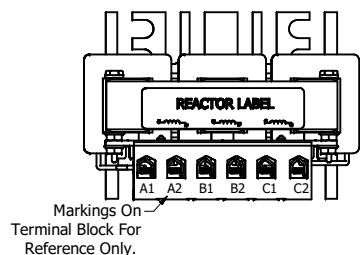
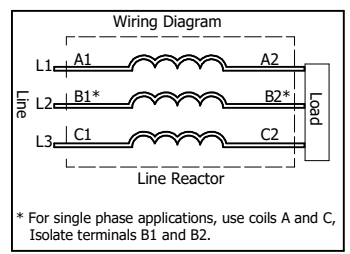
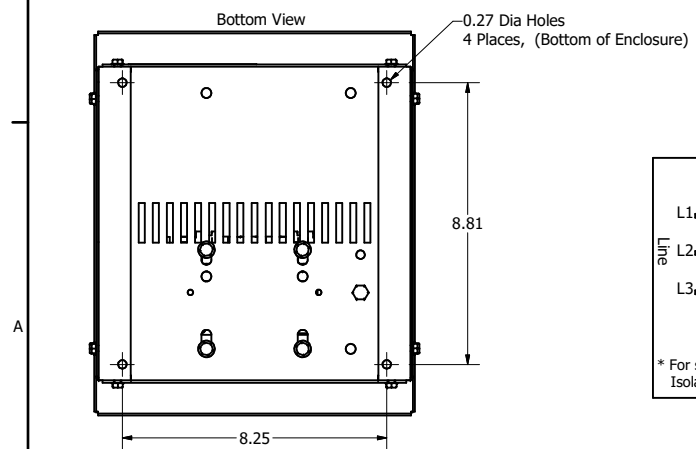


Wire Range: 4-18 AWG.
Torque : 20 IN-LBS (2.3 Nm)



208/240 Rated Voltage, 600 Max Voltage, High Z, Impedance.						
Part Number	Horsepower (HP)	Motor Amps (A)	Maximum Amps (A)	Inductance (uH)	Weight (LBS)	Losses (W)
KDRB25HE3R	5	16.7	17	1030	23	53
KDRB26HE3R	7 1/2	24.2	26	699	23	67

208/240 Rated Voltage, 600 Max Voltage, Low Z, Impedance.						
Part Number	Horsepower (HP)	Motor Amps (A)	Maximum Amps (A)	Inductance (uH)	Weight (LBS)	Losses (W)
KDRB22LE3R	5	16.7	19	626	23	39
KDRB23LE3R	7 1/2	24.2	25	434	23	48

480 Rated Voltage, 600 Max Voltage, High Z, Impedance.						
Part Number	Horsepower (HP)	Motor Amps (A)	Maximum Amps (A)	Inductance (uH)	Weight (LBS)	Losses (W)
KDRB2HE3R	15	21	27	1690	22	105

480 Rated Voltage, 600 Max Voltage, Low Z, Impedance.						
Part Number	Horsepower (HP)	Motor Amps (A)	Maximum Amps (A)	Inductance (uH)	Weight (LBS)	Losses (W)
KDRB2LE3R	15	21	30	912	23	65
KDRB1LE3R	20	27	30	694	23	79

575 Rated Voltage, 600 Max Voltage, High Z, Impedance.						
Part Number	Horsepower (HP)	Motor Amps (A)	Maximum Amps (A)	Inductance (uH)	Weight (LBS)	Losses (W)
KDRB42HE3R	7 1/2	9	10	5370	20	61
KDRB43HE3R	10	11	11	4340	20	70
KDRB44HE3R	15	17	18.5	2630	20	73

575 Rated Voltage, 600 Max Voltage, Low Z, Impedance.						
Part Number	Horsepower (HP)	Motor Amps (A)	Maximum Amps (A)	Inductance (uH)	Weight (LBS)	Losses (W)
KDRB45LE3R	15	17	19.5	1590	23	66
KDRB44LE3R	20	22	24	1280	23	71
KDRB43LE3R	25	27	30	883	23	77

480 Rated Voltage, 600 Max Voltage, Output						
Part Number	Horsepower (HP)	Motor Amps (A)	Maximum Amps (A)	Inductance (uH)	Weight (LBS)	Losses (W)
KDRB1PE3R	10	14	16	701	22	20



- Notes:
1. UL file number: cJUL Listed File E116124.
 2. KDR Drive Reactors Comply With The Thermal and Altitude Standards Set Forth by NEMA ST20-1992.
 3. KDR IOM Manual Part Number 30895
 4. NEC Current For 208/240 Volts, Horsepower Based On 208 Volts.
 5. Material(s) Shall be RoHS Compliant
 6. Customer Is Responsible For Installation To Meet All National And Local Electrical Codes.

TCI, LLC CLAIMS PROPRIETARY RIGHTS IN THE MATERIAL HEREIN DISCLOSED. IT IS SUPPLIED WITHOUT PREJUDICE TO ANY PATENT RIGHTS OF TCI AND MAY NOT BE REPRODUCED OR USED TO MANUFACTURE ANYTHING SHOWN THEREIN WITHOUT WRITTEN PERMISSION FROM TCI.				TOLERANCES (EXCEPT AS NOTED) DECIMAL .XX ± .25 .XXX ± .10 FRACTIONAL ± 1/16 ANGULAR ± 1°		W132 N10611 Grant Drive Germantown, WI 53022 KDR B Frame, Terminal Block, Enclosed Type 3R, Reactor Drawing DRN BY DSW DATE 4/23/18 107548DG SCALE 1/3	
A	As Designed	4/23/18	DSW				
NO	REVISION	DATE	BY				