

480 Rated Voltage, 690 Max Voltage, High Z, Impedance.

| Part Number | Horsepower (HP) | Motor Amps (A) | Maximum Amps (A) | Inductance (uH) +/-10% | Weight (LBS) | Losses (W) |
|-------------|-----------------|----------------|------------------|------------------------|--------------|------------|
| KDRAA1H2E01 | 2 | 3.40 | 3.8 | 10800 | 13.4 | 33 |
| KDRAA2H2E01 | 3 | 4.80 | 5.4 | 7650 | 13.4 | 42 |
| KDRAA6H2E01 | 4 | 6.20 | 7.6 | 5930 | 13.8 | 50 |
| KDRAA3H2E01 | 5 | 7.60 | 8.2 | 4840 | 14.1 | 66 |
| KDRAA3H2E01 | 5 1/2 | 8.20 | 8.2 | 4840 | 14.1 | 74 |
| KDRAA4H2E01 | 7 1/2 | 11 | 12 | 3060 | 14.4 | 70 |
| KDRAA5H2E01 | 10 | 14 | 14 | 2330 | 14.6 | 97.7 |

208/ 240 Rated Voltage, 690 Max Voltage, High Z, Impedance.

| Part Number | Horsepower (HP) | Motor Amps (A) | Maximum Amps (A) | Inductance (uH) +/-10% | Weight (LBS) | Losses (W) |
|--------------|-----------------|----------------|------------------|------------------------|--------------|------------|
| KDRAA28H2E01 | 3 | 10.6 | 11 | 1618 | 13 | 44.6 |

600 Rated Voltage, 690 Max Voltage, High Z, Impedance.

| Part Number | Horsepower (HP) | Motor Amps (A) | Maximum Amps (A) | Inductance (uH) +/-10% | Weight (LBS) | Losses (W) |
|--------------|-----------------|----------------|------------------|------------------------|--------------|------------|
| KDRAA46H2E01 | 1 1/2 | 2.40 | 3.2 | 19100 | 13.6 | 26 |
| KDRAA43H2E01 | 2 | 2.70 | 3.4 | 17000 | 13.4 | 30 |
| KDRAA44H2E01 | 3 | 3.90 | 4.5 | 11800 | 13.3 | 47 |
| KDRAA57H2E01 | 4 | 4.90 | 6.0 | 9380 | 13.9 | 48 |
| KDRAA58H2E01 | 5 | 6.10 | 6.8 | 7530 | 13.8 | 44 |
| KDRAA58H2E01 | 5 1/2 | 6.60 | 6.8 | 7530 | 13.8 | 47 |

480 Rated Voltage, 690 Max Voltage, Low Z, Impedance.

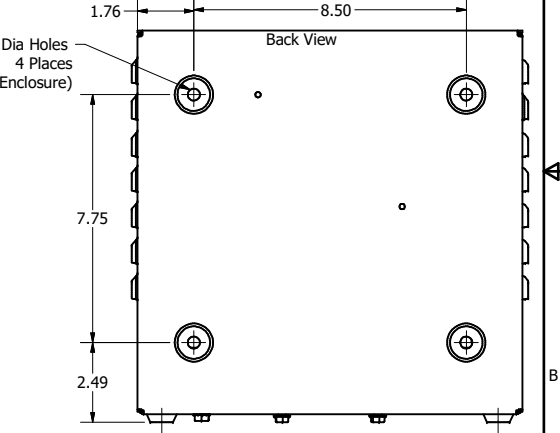
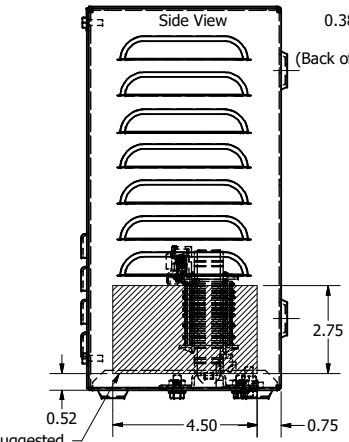
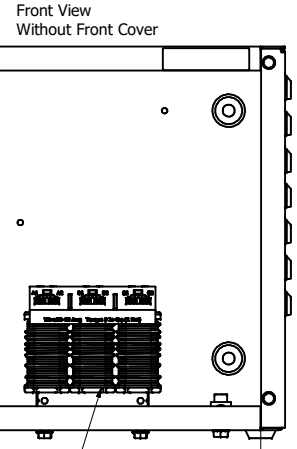
| Part Number | Horsepower (HP) | Motor Amps (A) | Maximum Amps (A) | Inductance (uH) +/-10% | Weight (LBS) | Losses (W) |
|-------------|-----------------|----------------|------------------|------------------------|--------------|------------|
| KDRAA6L2E01 | 4 | 6.20 | 7.6 | 3560 | 13.4 | 39 |
| KDRAA3L2E01 | 5 | 7.60 | 8.2 | 2900 | 13.4 | 45 |
| KDRAA3L2E01 | 5 1/2 | 8.20 | 8.2 | 2900 | 13.4 | 49 |
| KDRAA4L2E01 | 7 1/2 | 11.0 | 11.6 | 2000 | 13.4 | 63 |
| KDRAA5L2E01 | 10 | 14 | 14 | 1580 | 13.7 | 77.7 |

208/ 240 Rated Voltage, 690 Max Voltage, Low Z, Impedance.

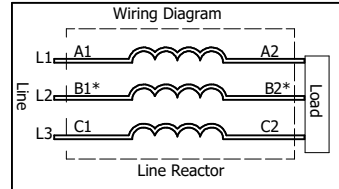
| Part Number | Horsepower (HP) | Motor Amps (A) | Maximum Amps (A) | Inductance (uH) +/-10% | Weight (LBS) | Losses (W) |
|--------------|-----------------|----------------|------------------|------------------------|--------------|------------|
| KDRAA28L2E01 | 3 | 10.6 | 12 | 971 | 13.4 | 42 |

600 Rated Voltage, 690 Max Voltage, Low Z, Impedance.

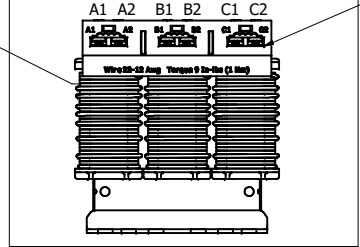
| Part Number | Horsepower (HP) | Motor Amps (A) | Maximum Amps (A) | Inductance (uH) +/-10% | Weight (LBS) | Losses (W) |
|--------------|-----------------|----------------|------------------|------------------------|--------------|------------|
| KDRAA52L2E01 | 3 | 3.90 | 4.8 | 7070 | 13.9 | 30 |
| KDRAA57L2E01 | 4 | 4.90 | 7.6 | 5630 | 13.3 | 30 |
| KDRAA58L2E01 | 5 | 6.10 | 7.6 | 4520 | 13.4 | 39 |
| KDRAA58L2E01 | 5 1/2 | 6.60 | 7.6 | 4520 | 13.4 | 44 |
| KDRAA48L2E01 | 7 1/2 | 9.00 | 9.6 | 3100 | 13.6 | 57 |
| KDRAA49L2E01 | 10 | 11 | 11 | 2350 | 14.2 | 52.6 |



Wire Range: 22-12 AWG.
Torque : 9 In-lbs (1 Nm)



* For single phase applications, use coils A and C, Isolate terminals B1 and B2.



TCL TCI, LLC | Germantown, WI | transcoll.com

KDR Drive Reactor
KDR — Motor Amps —
3PH 50/60Hz, —V Rated, 690V Max, —A Max, RoHS
50C Amp Max 138C Max, Manual # 30895

Date Code

- Notes: 1. UL file number: cULus Listed File E116124.
2. KDR Drive Reactors Comply With The Thermal and Altitude Standards Set Forth by NEMA ST20-1992.
3. KDR IOM Manual Part Number 30895
4. NEC Current For 208/240 Volts, Horsepower Based On 208 Volts
5. Material(s) Shall be RoHS Compliant
6. User To Punch Own Holes For Wire Entry.
7. Customer Is Responsible For Installation To Meet All National And Local Electrical Codes.

THE INFORMATION AND DESIGNS CONTAINED IN THIS DRAWING ARE CONFIDENTIAL AND THE PROPRIETARY PROPERTY OF ALLIED MOTION TECHNOLOGIES INC. AND ITS SUBSIDIARIES. NEITHER THIS DESIGN NOR ANY INFORMATION CONTAINED IN THIS DRAWING MAY BE REPRODUCED OR DISCLOSED TO OTHERS WITHOUT THE EXPRESS WRITTEN CONSENT OF ALLIED MOTION TECHNOLOGIES INC. AND ITS SUBSIDIARIES.

| NO | REVISION | DATE | BY |
|----|--------------------------------------|-----------|-----|
| F | 6232, Remove KDRAA47L2E01 | | |
| F | 6232, Remove KDRAA9H2L2E01 | 4/6/2023 | DSW |
| E | 491,2E01 Inductance changed | 10/1/22 | JSG |
| D | 5455,9L,9H,1H,46H,43H,Weight updated | 1/14/2021 | DSW |

TOLERANCES (EXCEPT AS NOTED)
DECIMAL
.XX ±.25
.XXX ±.10

FRACTIONAL
± 1/32

ANGULAR
± 1°

TCL W132N10611 (Rev 13) Feb
Germantown, WI 53022
© 2023 TCI, LLC
An Official Motors Group Company
KDR AA Frame, Terminal Block, Enclosed
Type 1, Inductor Drawing

DRN BY: DSW DATE: 10/20/2017 107185DG
SCALE: 1/3 DRAWN: TCI SHEET 1 OF 1