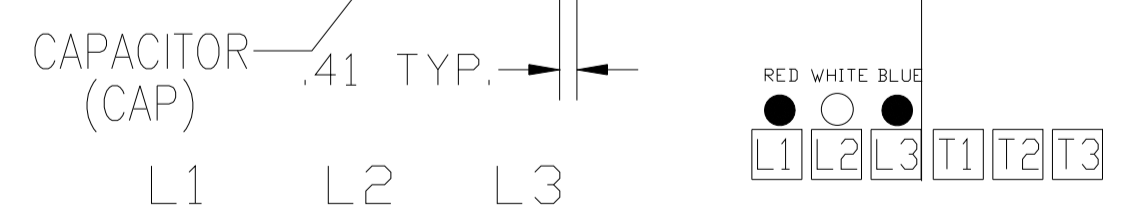
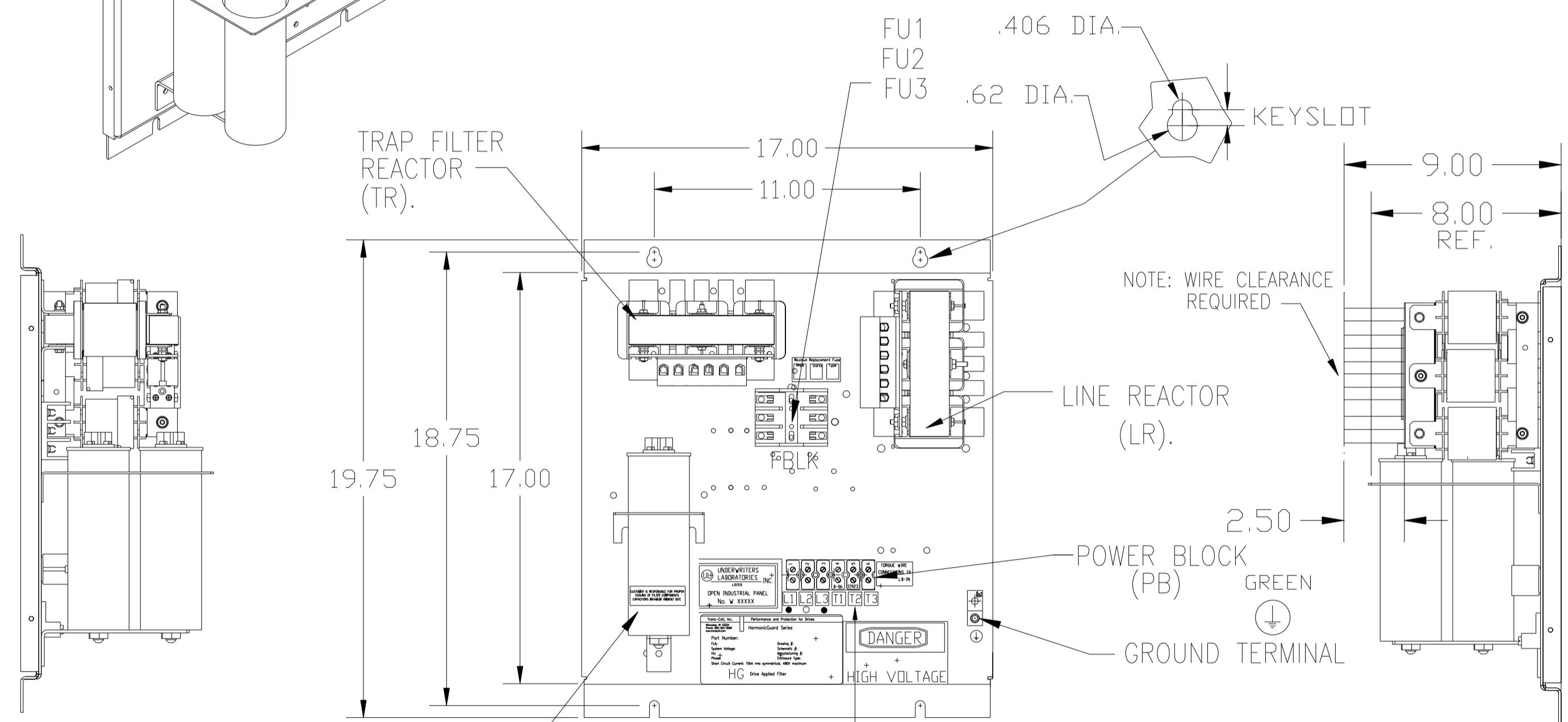
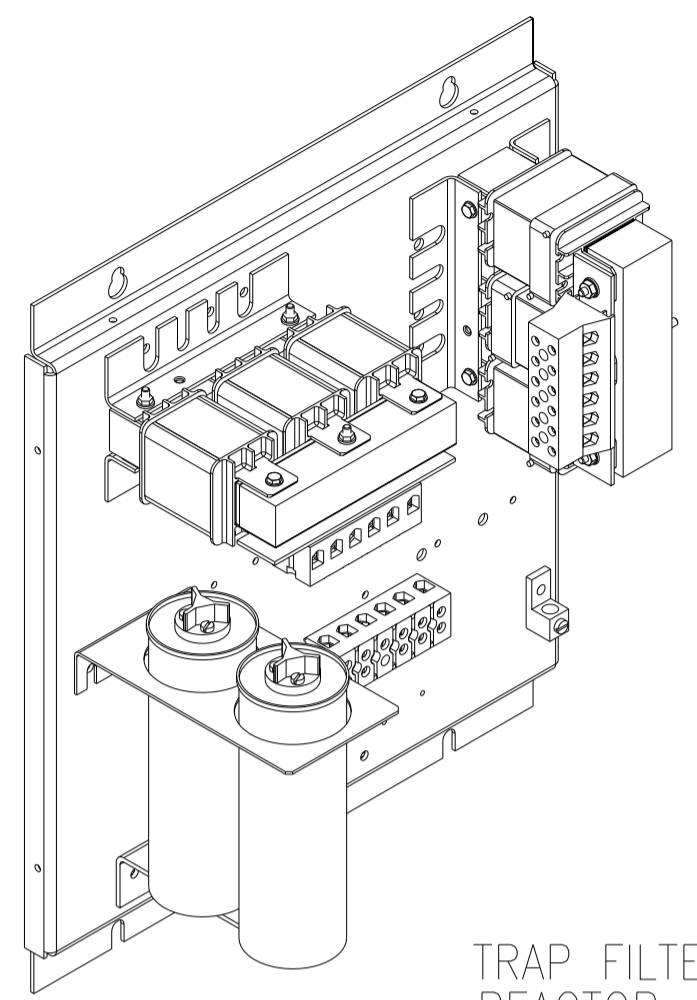


UNIT SPECIFICATIONS:					
KW	HARMONIC	VOLT	HZ	PHASE	FLA
9.3	5TH	400	50	3	20
ENCLOSURE		WHITE OPEN PANEL			
APPROX.WT. LBS.		46			

SYMBOL	TCI PART NUMBER
LR	KDRE32T
TR	KTR3L55HG
CAP, 2.. (3 KVAR)	KCAP3A6A
Fu1, 2, 3	22923



L1 L2 L3
 RED WHITE BLUE
 PB-POWER INPUT BLOCK:
 WIRE RANGE-#18 TO #4 AWG.
 TIGHTENING TORQUE 20 IN-LB.

GROUND LUG:

WIRE RANGE	TIGHTENING TORQUE.
1/0-3 AWG.	50 IN-LBS
4-6 AWG.	45 IN-LBS
8 AWG.	40 IN-LBS
10-14 AWG.	35 IN-LBS

CUSTOMER IS RESPONSIBLE FOR PROPER COOLING OF FILTER COMPONENTS. CAPACITORS MAXIMUM AMBIENT 50°C.

CUSTOMER IS RESPONSIBLE FOR INSTALLATION TO MEET ALL NATIONAL AND LOCAL ELECTRICAL CODES.

SEE DWG# 27709 FOR SCHEMATIC

				TOLERANCES (EXCEPT AS NOTED)		TCI 7878 N. 86th STREET MILWAUKEE, WI 53224	
				DECIMAL			
				.XX ± .03		HG9LW00ST, 9.3KW 400/3/50, OPEN	
				.XXX ± .01			
				FRACTIONAL		DRN BY DSW DATE 05/11/2011 DWG. NO. 104661DG	
				± 1/32			
				ANGULAR		SCALE TO FIT APRVD. C	
				± 1/2°			
A	AS BUILT	5/10/11	DSW				
NO	REVISION	DATE	BY				