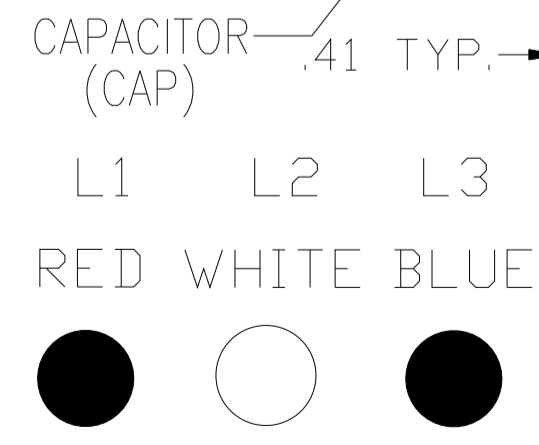
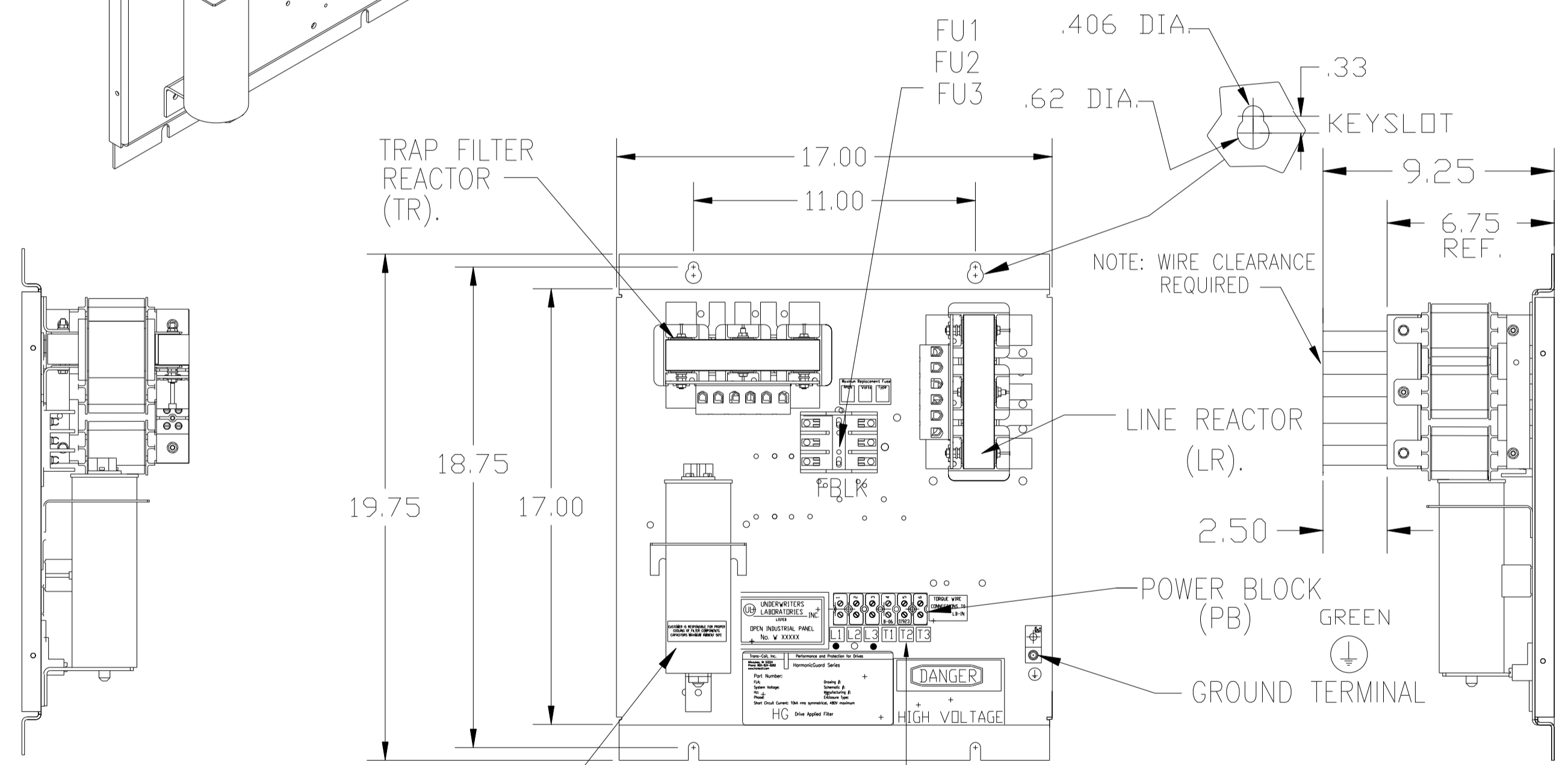
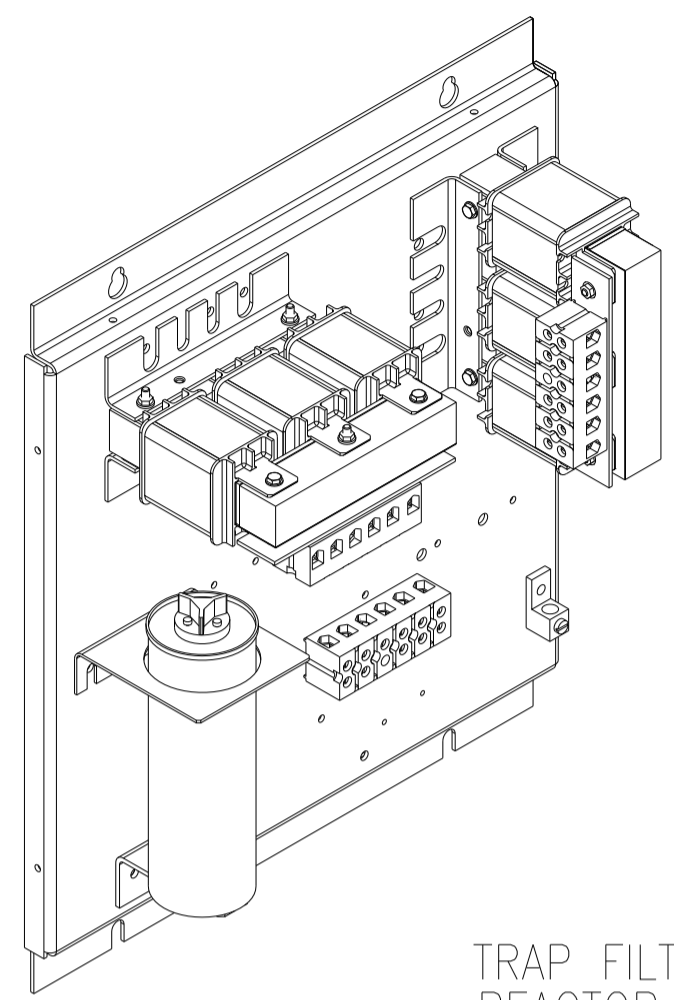


UNIT SPECIFICATIONS:					
KW	HARMONIC	VOLT	HZ	PHASE	FLA
5.5	5TH	400	50	3	12
ENCLOSURE		WHITE OPEN PANEL			
APPROX.WT. LBS.		37			

SYMBOL	TCI PART NUMBER
LR	KDRC31T
TR	KTR2L55HG
CAP1. (5 KVAR)	KCAP5A6A
Fu1, 2, 3	23407



PB-POWER INPUT BLOCK:
WIRE RANGE-#18 TO #4 AWG.
TIGHTENING TORQUE 20 IN-LB.

GROUND LUG:

WIRE RANGE	TIGHTENING TORQUE.
1/0-3 AWG.	50 IN-LBS
4-6 AWG.	45 IN-LBS
8 AWG.	40 IN-LBS
10-14 AWG.	35 IN-LBS

CUSTOMER IS RESPONSIBLE FOR PROPER COOLING OF FILTER COMPONENTS. CAPACITORS MAXIMUM AMBIENT 50°C.

CUSTOMER IS RESPONSIBLE FOR INSTALLATION TO MEET ALL NATIONAL AND LOCAL ELECTRICAL CODES.

SEE DWG# 27709 FOR SCHEMATIC

TOLERANCES (EXCEPT AS NOTED)				TCI 7878 N. 86th STREET MILWAUKEE, WI 53224	
			DECIMAL		
			.XX ± .03		
			.XXX ± .01		
			FRACTIONAL		
			± 1/32		
A	AS BUILT	5/10/11	DSW	DSW	05/11/2011
NO	REVISION	DATE	BY	SCALE	APRVD.
			± 1/2°	TO FIT	
				DWG. NO.	104659DG
					SHT. 1 OF 1