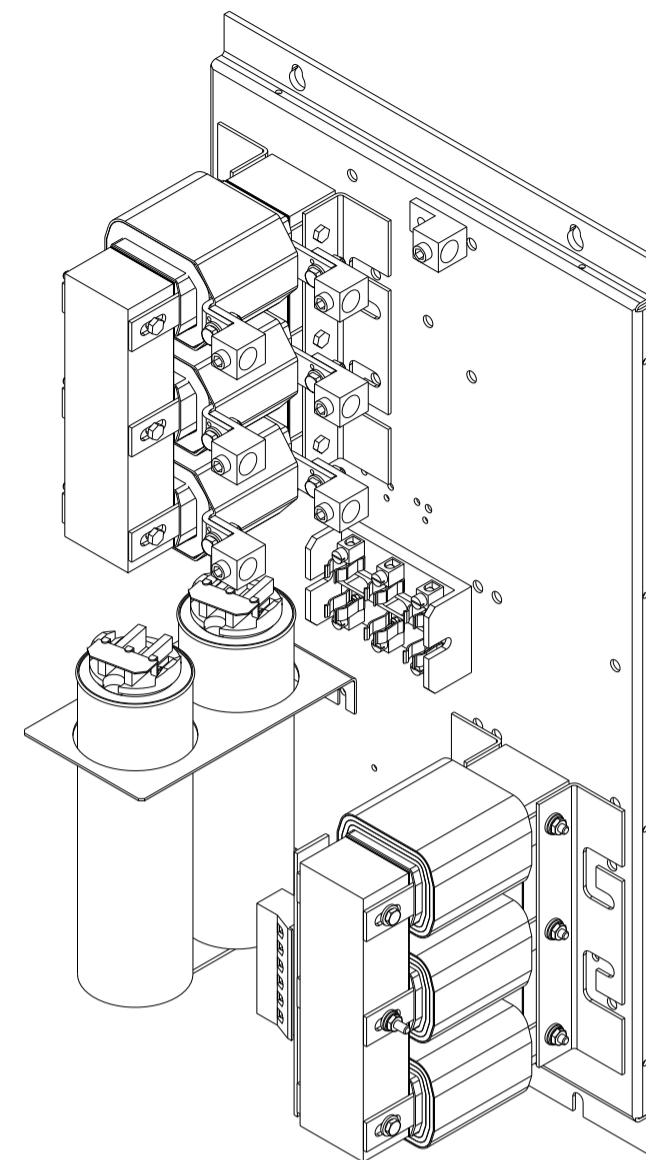
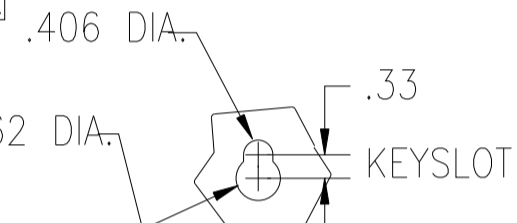


UNIT SPECIFICATIONS:					
KW	HARMONIC	VOLT	HZ	PHASE	FLA
55	5TH	400	50	3	105
ENCLOSURE		WHITE OPEN PANEL			
APPROX.WT. LBS.		138			

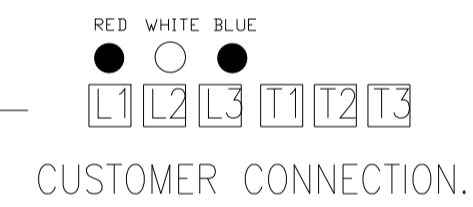


SYMBOL	TCI PART NUMBER
LR	KDRG34T
TR	KTR22L55HG
CAP1, 2 (20 KVAR)	KCAP20A6B
Fu1, 2, 3	11006

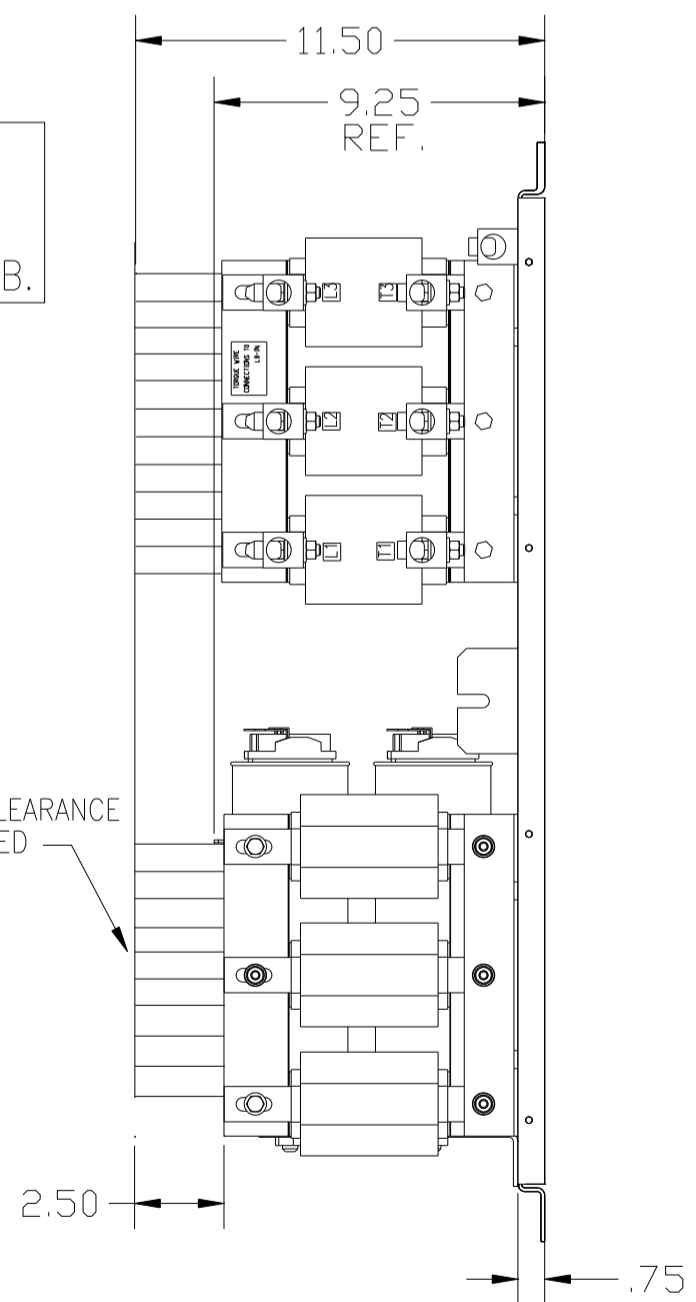
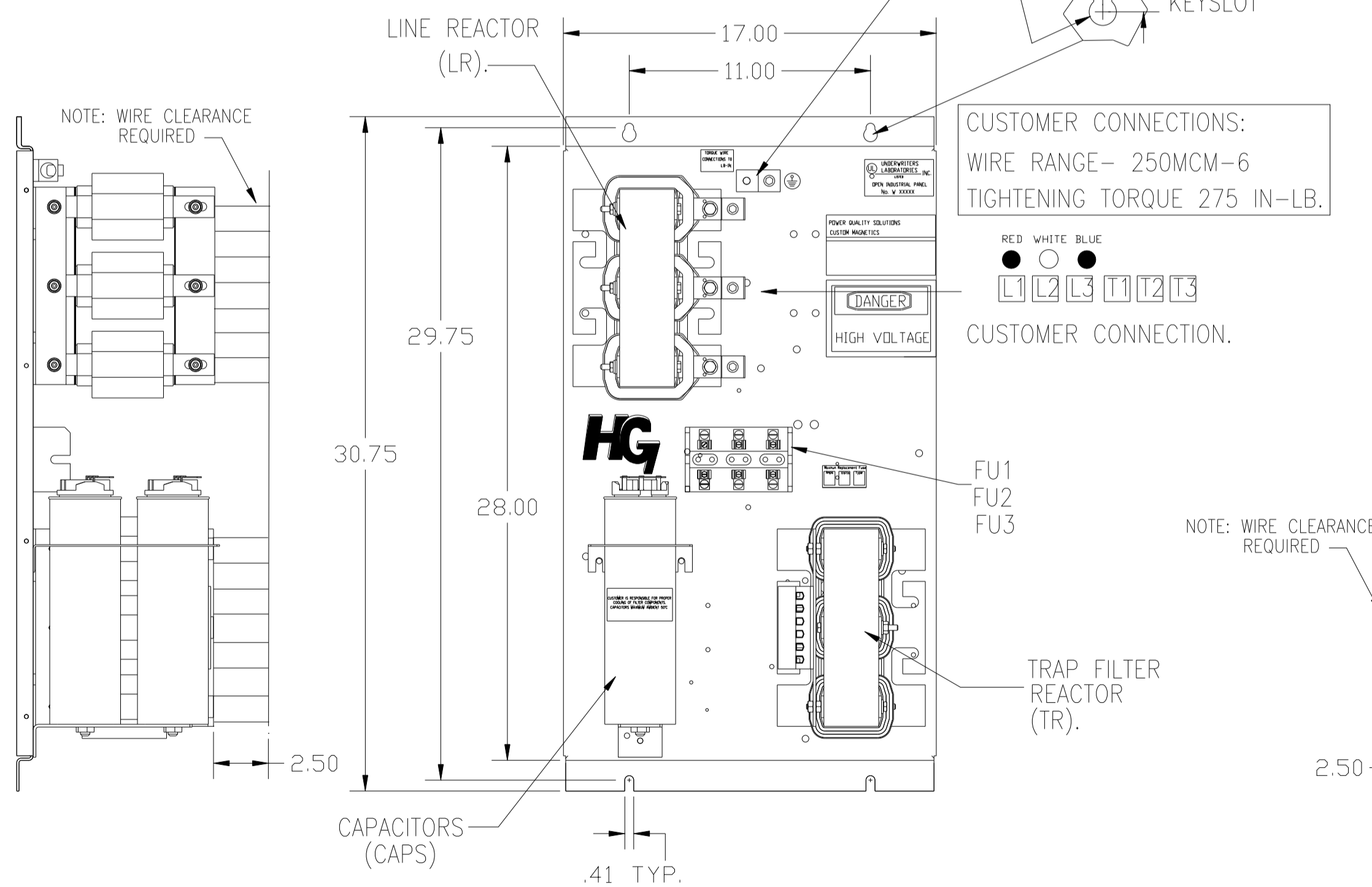
GROUND LUG:  
WIRE RANGE- 250MCM-6  
TIGHTENING TORQUE 275 IN-LB.



CUSTOMER CONNECTIONS:  
WIRE RANGE- 250MCM-6  
TIGHTENING TORQUE 275 IN-LB.



NOTE: WIRE CLEARANCE REQUIRED



CUSTOMER IS RESPONSIBLE FOR PROPER COOLING OF FILTER COMPONENTS. CAPACITORS MAXIMUM AMBIENT 50°C.

CUSTOMER IS RESPONSIBLE FOR INSTALLATION TO MEET ALL NATIONAL AND LOCAL ELECTRICAL CODES.

SEE DRAWING# 27709 FOR SCHEMATIC

		TOLERANCES (EXCEPT AS NOTED)		7878 N. 86th STREET MILWAUKEE, WI 53224	
		DECIMAL		HG55LW00ST, 55KW 400/3/50, OPEN.	
		XX ± .03		DRN BY DSW DATE 11/16/2010 DWG. NO. 104501DG	
		.XXX ± .01		SCALE TO FIT APRVD. C SHT. 1 OF 1	
		FRACTIONAL ± 1/32			
A	AS BUILT	11/04/10	DSW		
NO	REVISION	DATE	BY		
		ANGULAR ± 1/2°			