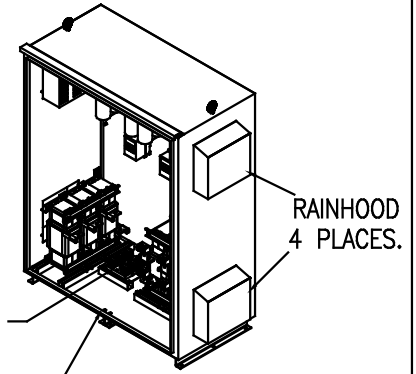
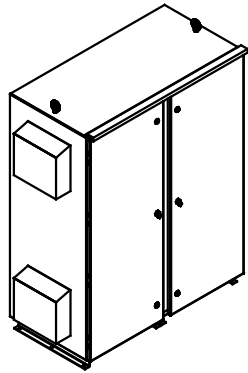


SEE DWG# 26964-1 FOR SCHEMATIC

CUSTOMER IS RESPONSIBLE FOR INSTALLATION TO MEET ALL NATIONAL AND LOCAL ELECTRICAL CODES.

NOTE: USE ONLY HUBS OR FITTINGS THAT COMPLY WITH UL514B FOR TYPE 3R ENCLOSURES.

UNIT SPECIFICATIONS:					
KVAR	HARMONIC	VOLT	HZ	PHASE	HP
150	5TH	600	60	3	500
ENCLOSURE		TYPE 3R- COLOR, WHITE			
FEATURES		CONTACTOR			
APPROX.WT. LBS		1171			

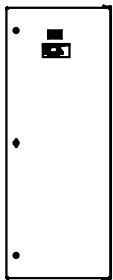


FU1  
FBLK  
FU2  
FU3

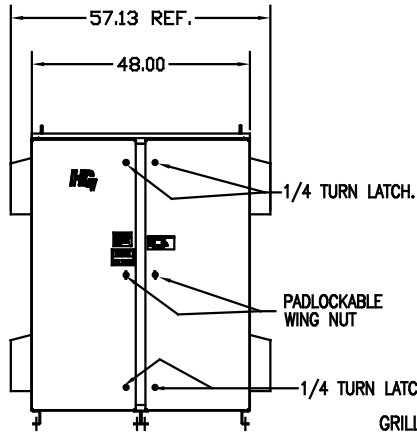

RAINHOOD  
4 PLACES.

REMOVEABLE  
CENTER CHANNEL

INSIDE  
DOOR

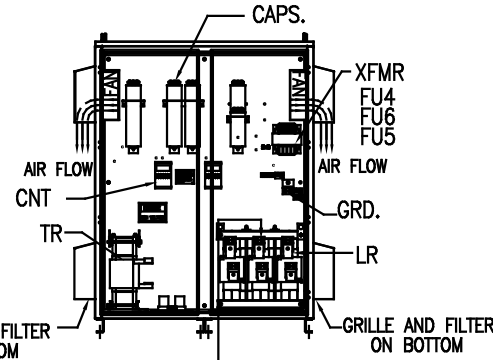


SIDE VIEW



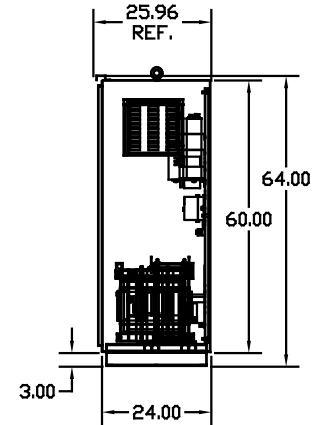
FRONT VIEW  
WITH DOORS.

FRONT VIEW  
WITHOUT DOORS



GRILLE AND FILTER  
ON BOTTOM

GRILLE AND FILTER  
ON BOTTOM

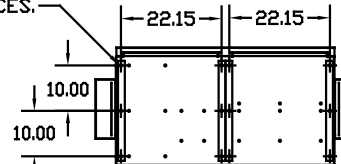


SIDE VIEW

L1 L2 L3 T1 T2 T3

SUGGESTED CUSTOMER WIRE ENTRY  
AND EXIT LOCATION

.50 DIA HOLES  
12 PLACES.



BOTTOM VIEW

CUSTOMER INPUT/OUTPUT  
CONNECTIONS:  
WIRE RANGE-TWO 600MCM-2  
TIGHTENING TORQUE 500 IN-LB.

GROUND LUG:  
WIRE RANGE-TWO 600MCM-2  
TIGHTENING TORQUE 500 IN-LB.

SYMBOL	TCI PART NUMBER
LR	KDRY41T
TR	KTR150C65HG
(20 KVAR) 7 PLACES.	KCAP20C6B
(10 KVAR) 1 PLACE.	KCAP10C6B
XFMR.	24389
Fu1,2,3	12462
Fu4,6	24390
Fu5	23977
CNT	19246

TOLERANCES  
EXCEPT AS NOTED:  
DECIMAL  
.XX ±.12  
.XXX ±.06  
FRACTIONAL  
± 1/32  
MILLAR  
± 1/2"

**TCI** 7878 N. 86th STREET  
MILWAUKEE, WI 53224

HG500CW03STC, 500HP  
600/3/60 UL TYPE 3R

DATE BY DSW DATE 02/26/09 DRAWING NO. 103704DG  
SCALE TO FIT PART NO. D SHIT.1 DFI

NO.	REVISION	DATE	BY