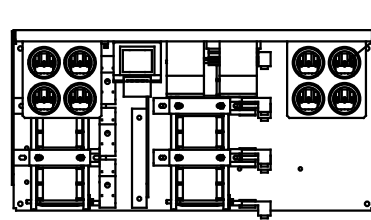


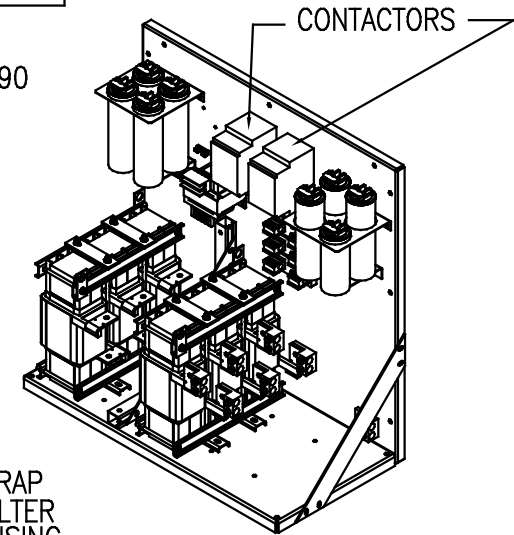
UNIT SPECIFICATIONS:					
KVAR	HARMONIC	VOLT	HZ	PHASE	HP
150	5TH	480	60	3	500
ENCLOSURE		WHITE OPEN PANEL			
APPROX.WT. LBS.		725			

SYMBOL	TCI PART NUMBER
LR	KDRX5T
TR	KTR150A65HG
CAP1 -7. (20 KVAR)	KCAP20A6B
CAP8 (10KVAR)	KCAP10A6B
CONTACTORS	23368
XFMR.	23899
Fu1,2,3a	13232
Fu4,6	14106
Fu5	23977

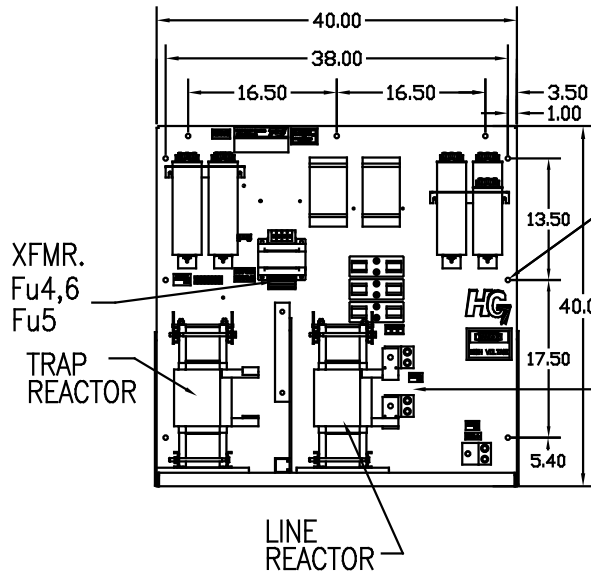


FILTER CAPACITORS

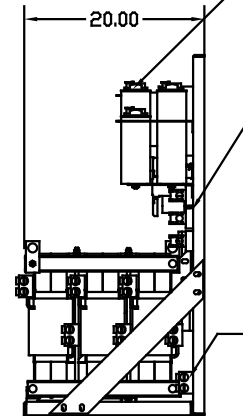
FOR SCHEMATIC SEE DWG# 26690



CONTACTORS



RB-BLEEDER RESISTORS ON CAPACITOR TERMINALS



TRAP FILTER FUSING Fu1;2;3

GROUND LUG:
WIRE RANGE-TWO 600MCM-2
TIGHTENING TORQUE 500 IN-LB.

CUSTOMER CONNECTIONS:
WIRE RANGE-TWO 600MCM-2
TIGHTENING TORQUE 500 IN-LB.

CUSTOMER IS RESPONSIBLE FOR PROPER COOLING OF FILTER COMPONENTS.
CAPACITORS MAXIMUM AMBIENT 50°C
PC BOARD MAX. AMBIENT 40°C.

CUSTOMER IS RESPONSIBLE FOR INSTALLATION TO MEET ALL NATIONAL AND LOCAL ELECTRICAL CODES.

				TOLERANCES EXCEPT AS NOTED:	7878 N. 86th STREET MILWAUKEE, WI 53224
				DECIMAL	
				.XX ±.03	HG500AW00STC HG7, W/CNT 500HP, 480/3/60 OPEN
				.XXX ±.01	
				FRACTIONAL ± 1/32	
				ANGULAR ± 1/2°	
NO	REVISION	DATE	BY	SCALE TO FIT	DSW 08/04/08 APPROVAL C 103543DG SHT. 1 OF 1