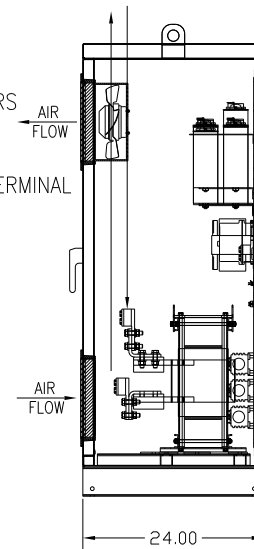
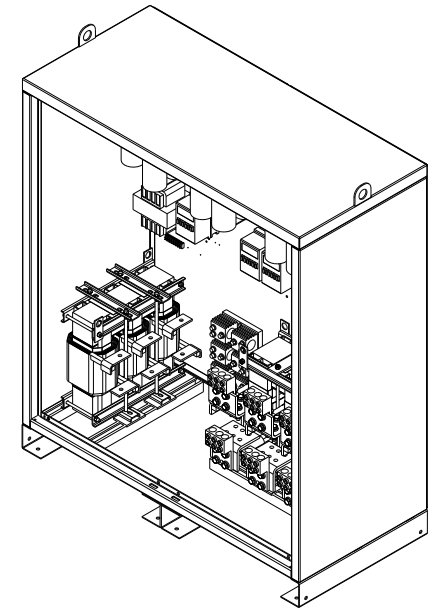
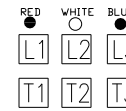


HG450LW01STC

UNIT SPECIFICATIONS:						
KW	HARMONIC	VOLT	HZ	PHASE	FLA	
450	5TH	400	50	3	810	
ENCLOSURE		NEMA 1				
APPROX.WT. LBS.		1350				

CUSTOMER CONNECTIONS:



GROUND LUG:
WIRE RANGE-THREE 600MCM-2
TIGHTENING TORQUE 375 IN-LB.

CUSTOMER CONNECTIONS:
WIRE RANGE-THREE 600MCM-2
TIGHTENING TORQUE 375 IN-LB.

FOR SCHEMATIC SEE DWG# 27703-1

CUSTOMER IS RESPONSIBLE FOR INSTALLATION TO MEET ALL NATIONAL AND LOCAL ELECTRICAL CODES.

SYMBOL	TCI PART NUMBER
LR	KDRY31T
TR	KTR183L55
CAP1,-15 (20 KVAR)	KCAP20A6B
CAP16 (15 KVAR)	KCAP10A6B
XFMR.	24389
Fu1, 2, 3	13329
Fu4,6	23820
Fu5	17569
CNT1-4	19246

REVISION	DATE	BY	TOLERANCES (EXCEPT AS NOTED)
AS BUILT	3/01/2011	DSW	DECIMAL .XX ± .03 .XXX ± .01
			FRACTIONAL ± 1/32
			ANGULAR ± 1/2°

TCI 7878 N. 86th STREET
MILWAUKEE, WI 53224

TCI, HG7 Standard, 450kW
400/3/50, Type1, CNT.

DRN BY DSW	DATE 3/1/2011	DWG NO. 104610DG
SCALE --	APPRVD.	B

SHT. 1 OF 1