
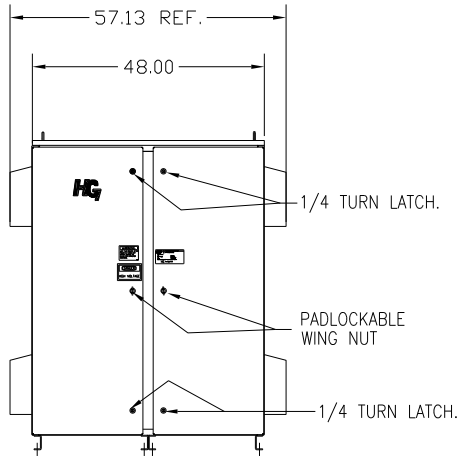



UNIT SPECIFICATIONS:					
KVAR	HARMONIC	VOLT	HZ	PHASE	HP
135	5TH	600	60	3	450
ENCLOSURE		TYPE 3R- COLOR, WHITE			
FEATURES		CONTACTOR			
APPROX.WT. LBS		986			

INSIDE DOOR

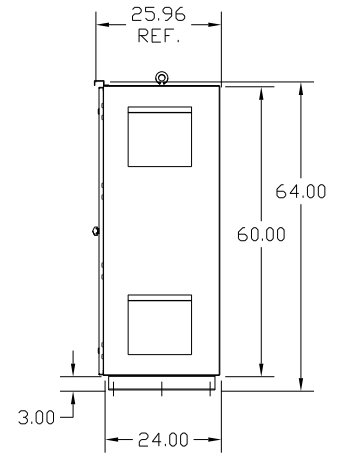
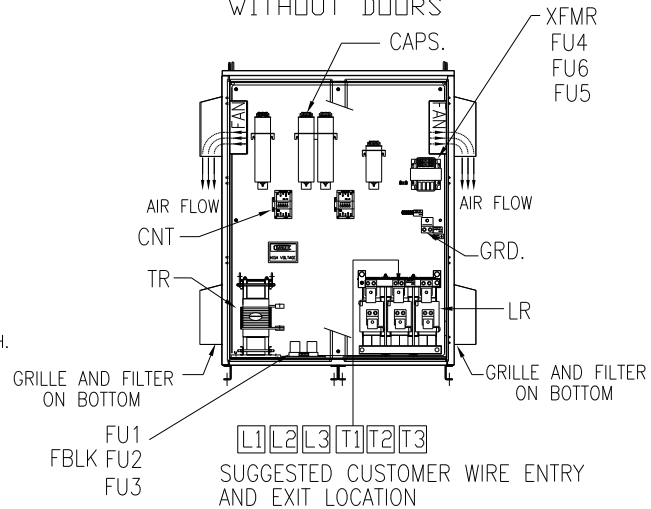


SIDE VIEW



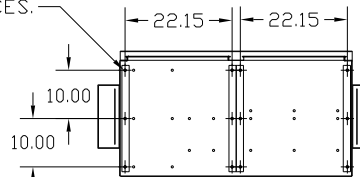
FRONT VIEW WITH DOORS.

FRONT VIEW WITHOUT DOORS



SIDE VIEW

.50 DIA HOLES
12 PLACES.



BOTTOM VIEW

GROUND LUG:
WIRE RANGE-TWO 600MCM-2
TIGHTENING TORQUE 500 IN.-LB.

CUSTOMER INPUT/OUTPUT CONNECTIONS:
WIRE RANGE-TWO 600MCM-2
TIGHTENING TORQUE 500 IN.-LB.

SEE DWG# 26964-1 FOR SCHEMATIC

NOTE: USE ONLY HUBS OR FITTINGS THAT COMPLY WITH UL514B FOR TYPE 3R ENCLOSURES.

CUSTOMER IS RESPONSIBLE FOR INSTALLATION TO MEET ALL NATIONAL AND LOCAL ELECTRICAL CODES.

SYMBOL	TCI PART NUMBER
LR	KDRX44T
TR	KTRI35C65HG
(20 KVAR) 6 PLACES.	KCAP20C6B
(15 KVAR) 1 PLACE.	KCAP15C6B
XFMR.	24389
Fu1,2,3	12462
Fu4,6	24390
Fu5	23977
CNT	19245

		TOLERANCES (EXCEPT AS NOTED)		7878 N. 86th STREET MILWAUKEE, WI 53224
		DECIMAL		
		XX ±.12		HG450CW03STC, 450HP 600/3/60 UL TYPE 3R
		FRACTIONAL ± 1/32		
Δ WAS 150 KVAR, 15KVAR	CAP WAS	9/8/11	RJC	DRN BY DSW
10 KVAR, UPDATED TRAP		DATE	BY	DATE 02/26/09
REACTOR, RVSD. CNTS.		SCALE	TO FIT	APPRV.
NO	REVISION	DATE	BY	ANGULAR ± 1/2°
				SVG. NO. D 103703DG SHT. 1 OF 1