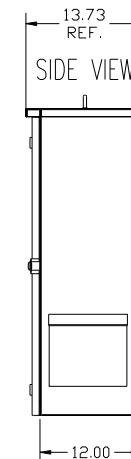
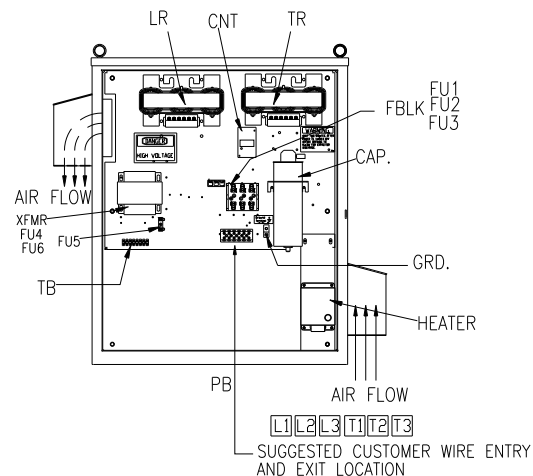

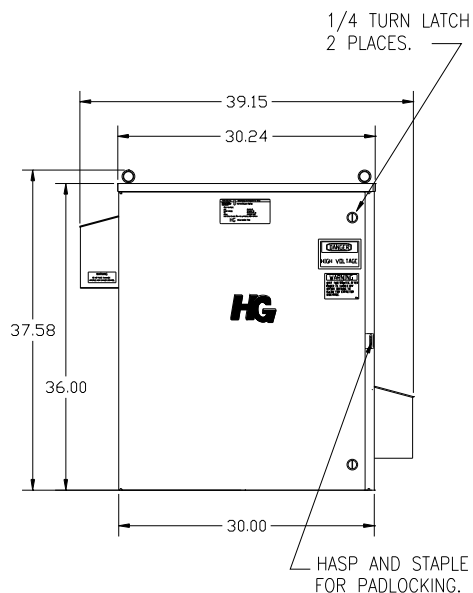
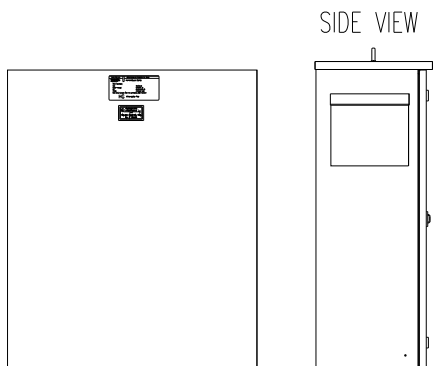
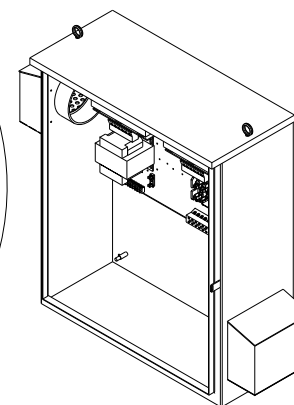
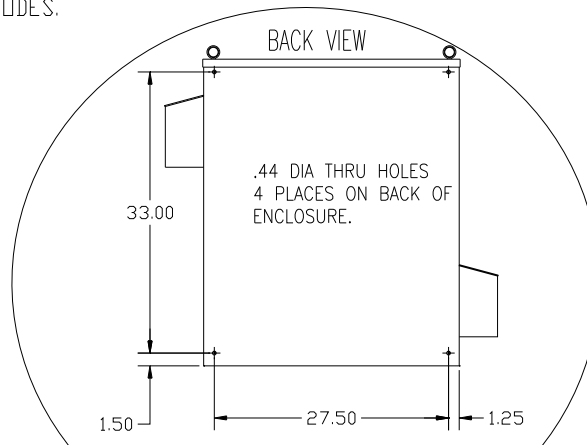
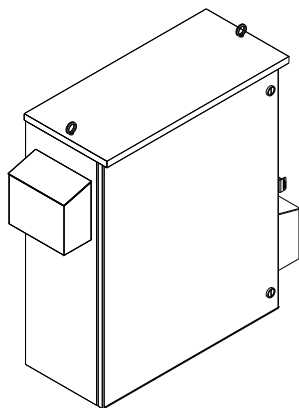


CUSTOMER IS RESPONSIBLE FOR INSTALLATION TO MEET ALL NATIONAL AND LOCAL ELECTRICAL CODES.

NOTE: USE ONLY HUBS OR FITTINGS THAT COMPLY WITH UL514B FOR TYPE 3R ENCLOSURES.

SEE DWG# 26972 FOR SCHEMATIC



UNIT SPECIFICATIONS:					
KVAR	HARMONIC	VOLT	HZ	PHASE	HP
15	5TH	600	60	3	40
ENCLOSURE		UL TYPE 3R			
COLOR		WHITE			
FEATURES		CONTACTOR, HEATER			
APPROX. WT. LBS.		245			

HG40CW03STCH	
COMPONENTS	
LINE REACTOR LR	X
TRAP REACTOR TR	X
CAPACITOR CAP	X
TRAP FUSING FU1,2,3	X
XFMR	X
XFMR FU4,6	X
XFMR FU5	X
CNT	X
HEATER	X

PB—POWER INPUT BLOCK:  
WIRE RANGE—#18 TO #4 AWG.  
TIGHTENING TORQUE 20 IN.-LB.

GROUND LUG:  
WIRE RANGE—2/0 TO #6 AWG.  
TIGHTENING TORQUE 120 IN.-LB.

				TOLERANCES (EXCEPT AS NOTED):		TCI 7878 N. 86th STREET MILWAUKEE, WI 53224	
				DECIMAL		HG40CW03STCH, 40HP 600/3/60 UL TYPE 3R	
				XX ± .12			
				XXX ± .03			
B 3033 UPDATE LAYOUT				2/19/2014	DSW	FRAC TIONAL ± 1/32	
A 2641 ADD EYEBOLTS				10/21/09	DSW	ANGULAR ± 1/2°	
NO REVISION				DATE	BY	SCALE TO FIT	APRVD
						DSW	02/17/09
						DWG. NO. 103746DG	
						SHT. 1 of 1	