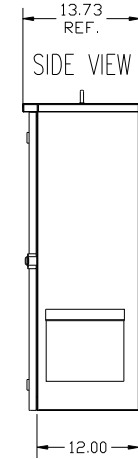
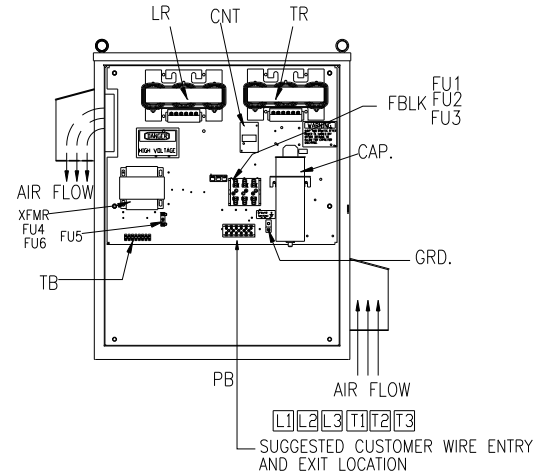
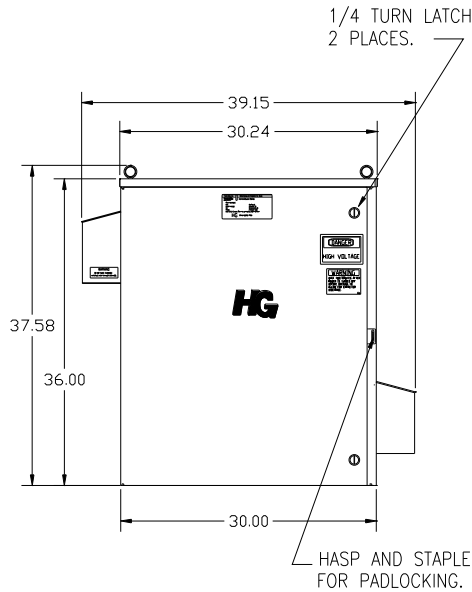
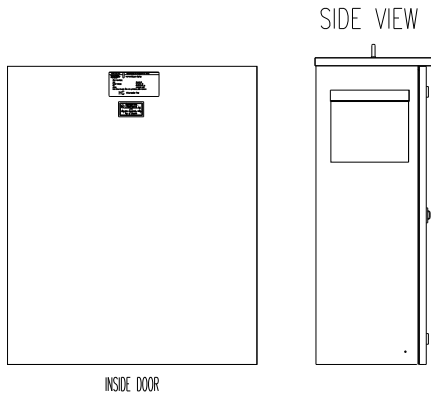
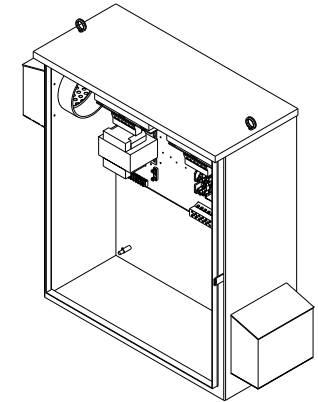
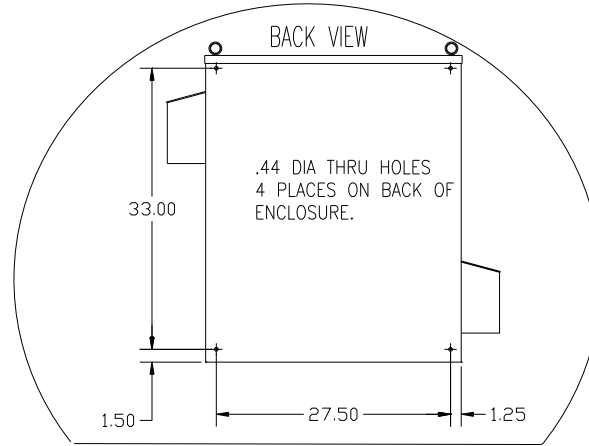
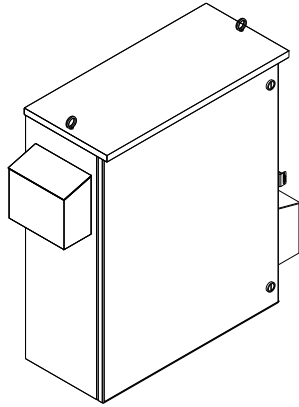


CUSTOMER IS RESPONSIBLE FOR INSTALLATION TO MEET ALL NATIONAL AND LOCAL ELECTRICAL CODES.

NOTE: USE ONLY HUBS OR FITTINGS THAT COMPLY WITH UL514B FOR TYPE 3R ENCLOSURES.

SEE DWG# 26972-1 FOR SCHEMATIC



UNIT SPECIFICATIONS:

| KVAR | HARMONIC | VOLT | HZ | PHASE | HP |
|-----------------|----------|------------|----|-------|----|
| 15 | 5TH | 600 | 60 | 3 | 40 |
| ENCLOSURE | | UL TYPE 3R | | | |
| COLOR | | WHITE | | | |
| FEATURES | | CONTACTOR | | | |
| APPROX.WT. LBS. | | 241 | | | |

| HG40CW03STC | |
|---------------------|---|
| COMPONENTS | |
| LINE REACTOR LR | X |
| TRAP REACTOR TR | X |
| CAPACITOR CAP | X |
| TRAP FUSING FU1,2,3 | X |
| XFMR FU4,6 | X |
| XFMR FU5 | X |
| CNT | X |

PB—POWER INPUT BLOCK:
WIRE RANGE—#18 TO #4 AWG.
TIGHTENING TORQUE 20 IN-LB.

GROUND LUG:
WIRE RANGE—2/0 TO #6 AWG.
TIGHTENING TORQUE 120 IN-LB.

| TOLERANCES (EXCEPT AS NOTED) | | | |
|------------------------------|------------|---------|--------|
| DECIMAL | FRACTIONAL | ANGULAR | SCALE |
| XX ± .12 | ± 1/32 | ± 1/2° | TO FIT |
| XXX ± .03 | | | |

| | | | |
|--------------------|----------|-----|--|
| 3033 UPDATE LAYOUT | 2/19/14 | DSW | |
| 2641 ADD EYEBOLTS | 10/16/09 | DSW | |
| NO REVISION | DATE | BY | |

| | | | |
|---------------------------------------|---------------|---|-------------|
| TOLERANCES (EXCEPT AS NOTED) | | 7878 N. 86th STREET MILWAUKEE, WI 53224 | |
| HG40CW03STC, 40HP 600/3/60 UL TYPE 3R | | DWG. NO. 103691DG | |
| DRN BY DSW | DATE 02/24/09 | APRVD | SHT. 1 of 1 |