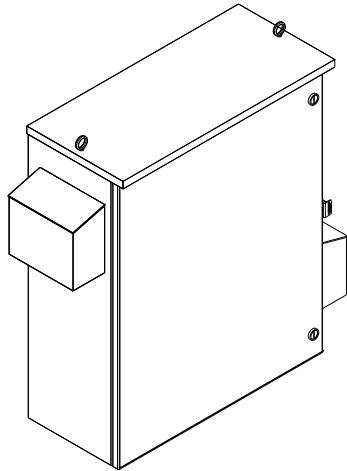


UNIT SPECIFICATIONS:					
KVAR HARMONIC	VOLT	HZ	PHASE	HP	
15	5TH	480	60	3	40
ENCLOSURE		UL TYPE 3R			
COLOR		WHITE			
APPROX.WT. LBS.		225			

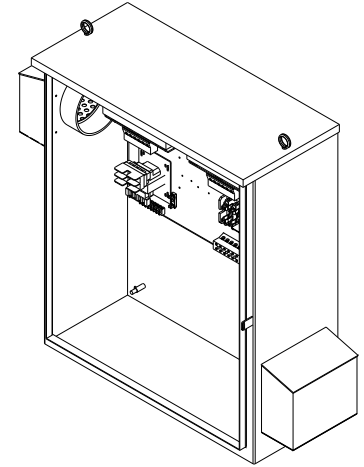
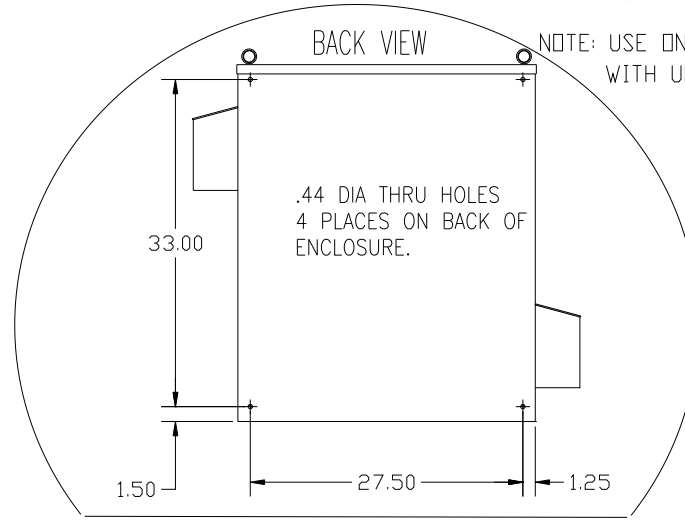
SEE DWG# 26750 FOR SCHEMATIC




HG40AW03STCH	
COMPONENTS	
LINE REACTOR LR	X
TRAP REACTOR TR	X
CAPACITOR CAP	X
TRAP FUSING FU1,2,3	X
XFMR	X
XFMR FU4,6	X
XFMR FU5	X
CNT	X
HEATER (200 WATT)	X

CUSTOMER IS RESPONSIBLE FOR INSTALLATION TO MEET ALL NATIONAL AND LOCAL ELECTRICAL CODES.

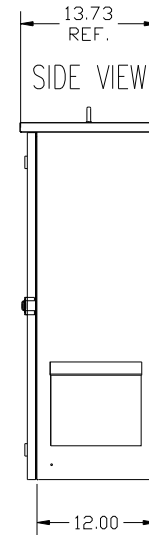
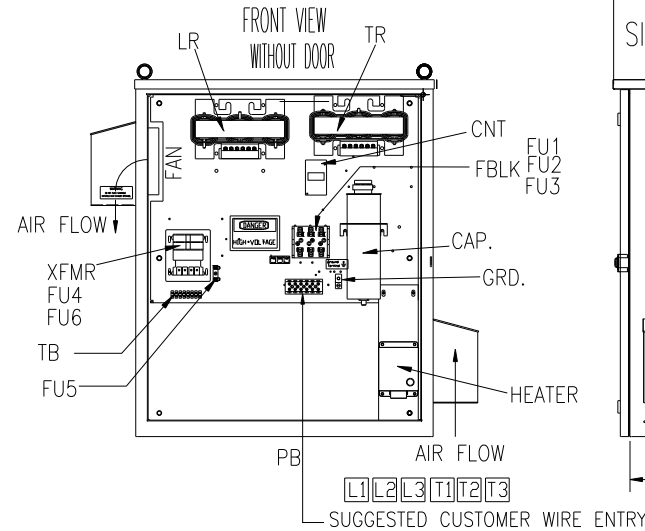

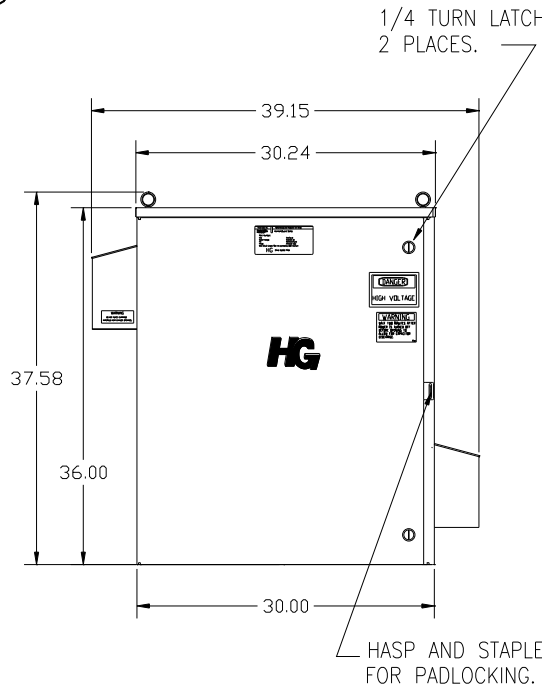
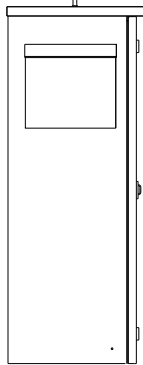
NOTE: USE ONLY HUBS OR FITTINGS THAT COMPLY WITH UL514B FOR TYPE 3R ENCLOSURES.



SIDE VIEW



INSIDE DOOR



GROUND LUG:
WIRE RANGE-1/0 TO #14 AWG.

TORQUE:
#1/0-#2 AWG 50 LB-IN
#4-#6 AWG 45 LB-IN
#8 AWG 40 LB-IN
#10 -#14 AWG 35 LB-IN

PB-POWER INPUT BLOCK:

1 AWG thru 4 AWG 35 IN-LBS. MAX.
6 AWG thru 14 AWG 30 IN-LBS. MAX.
16 AWG thru 20 AWG 25 IN-LBS. MAX.
22 AWG 20 IN-LBS. MAX.

TOLERANCES (EXCEPT AS NOTED):		TCI 7878 N. 86th STREET MILWAUKEE, WI 53224	
	DECIMAL	.XX ± .12	HG40AW03STCH, 40HP 480/3/60 UL TYPE 3R
	FRACTIONAL	.XXX ± .03	
	ANGULAR	± 1/32	DRN BY DSW DATE 8/21/08 DWG NO 103726DG SCALE TO FIT APPRVD C
F 3030 RELAYOUT	2/18/2014 DSW	± 1/2°	
NO REVISION	DATE	BY	SHT.1 OF1