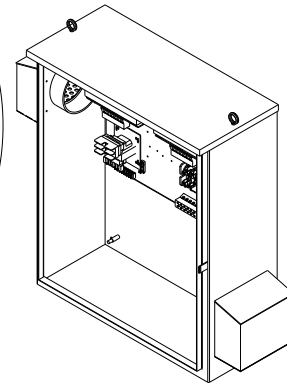
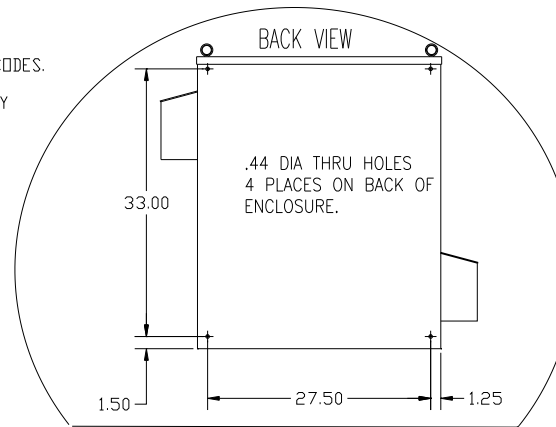
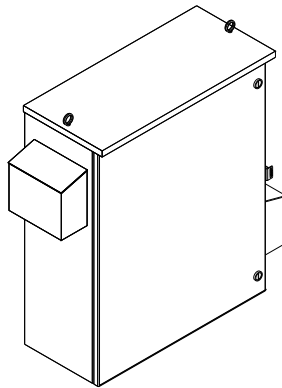


CUSTOMER IS RESPONSIBLE FOR INSTALLATION  
TO MEET ALL NATIONAL AND LOCAL ELECTRICAL CODES.

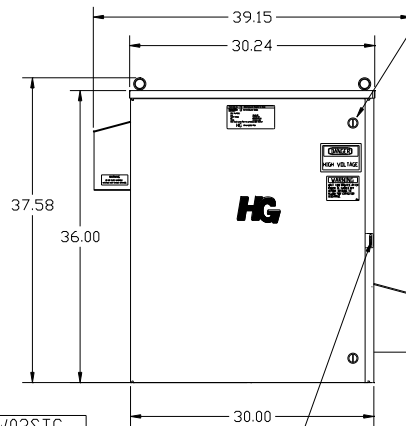
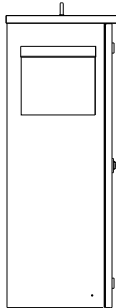

NOTE: USE ONLY HUBS OR FITTINGS THAT COMPLY  
WITH UL514B FOR TYPE 3R ENCLOSURES.

SEE DWG# 26752 FOR SCHEMATIC

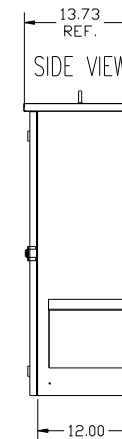
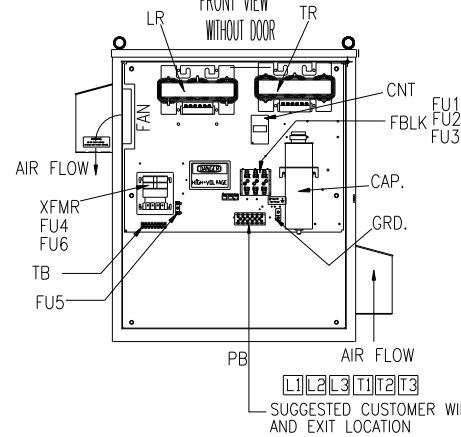


1/4 TURN LATCH  
2 PLACES.

SIDE VIEW



HASP AND STAPLE  
FOR PADLOCKING.



PB-POWER INPUT BLOCK:  
1 AWG thru 4 AWG 35 IN-LBS. MAX.  
6 AWG thru 14 AWG 30 IN-LBS. MAX.  
16 AWG thru 20 AWG 25 IN-LBS. MAX.  
22 AWG 20 IN-LBS. MAX.

GROUND LUG:  
WIRE RANGE-1/0 TO #14 AWG.  
TORQUE:  
#1/0-#2 AWG 50 LB-IN  
#4-#6 AWG 45 LB-IN  
#8 AWG 40 LB-IN  
#10 -#14 AWG 35 LB-IN

UNIT SPECIFICATIONS:

KVAR	HARMONIC	VOLT	HZ	PHASE	HP
15	5TH	480	60	3	40
ENCLOSURE		UL TYPE 3R			
COLOR		WHITE			
APPROX.WT. LBS.		221			

HG40AW03STC	
COMPONENTS	
LINE REACTOR	X
LR	
TRAP REACTOR	X
TR	
CAPACITOR	X
CAP	
TRAP FUSING	X
FU1,2,3	
XFMR	X
XFMR	X
FU4,6	
XFMR	X
FU5	
CNT	X

F	3033 LAYOUT CHG	2/6/14	DSW	TOLERANCES (EXCEPT AS NOTED)
E	3014 FBLK CHG	1/24/14	BMZ	DECIMAL
D	2900 CHG TO ASC CAPS	3/14/13	DSW	.XX ±.12
C	ASC CAP TRIAL	3/15/11	DSW	.XXX ±.03
B	RVSD GRD LUG & SPEC.	3/15/11	RJC	FRACTIONAL ± 1/32
A	2641 ADD EYEBOLTS	10/13/09	DSW	ANGULAR ± 1/2°
NO	REVISION	DATE	BY	

**TCL** 7878 N. 86th STREET  
MILWAUKEE, WI 53224

HG40AW03STC, 40HP  
480/3/60 UL TYPE 3R

DRN. BY DSW DATE 08/25/08 DWG. NO. 103671DG  
SCALE TO FIT APRVD. C SH1.1 OF1