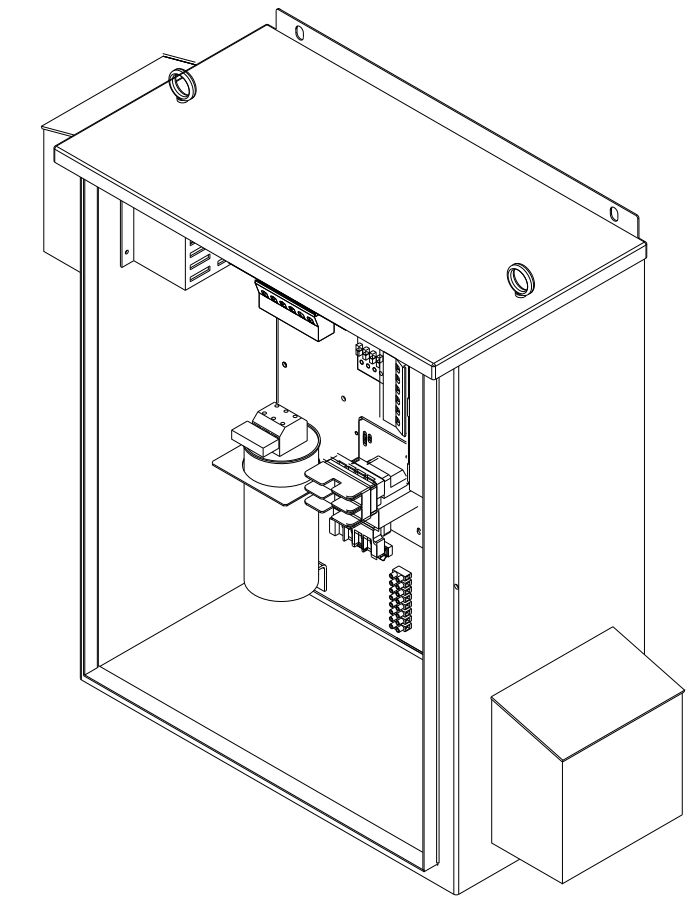
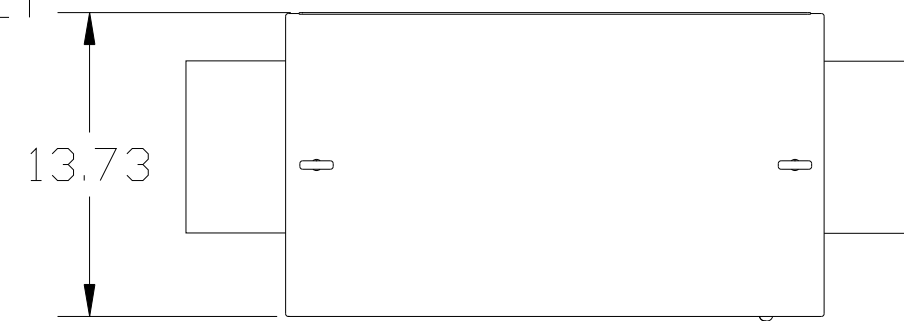
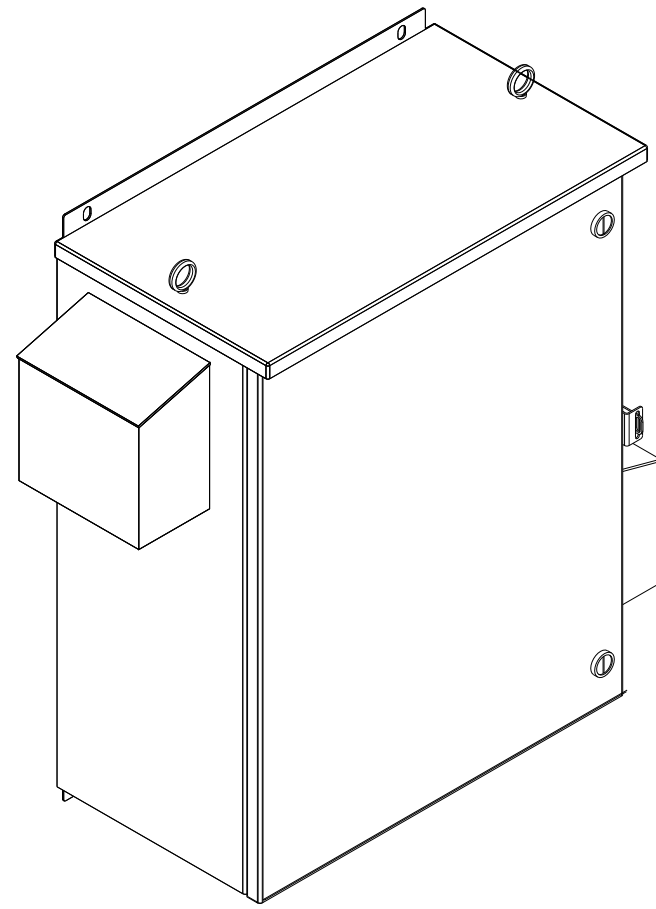


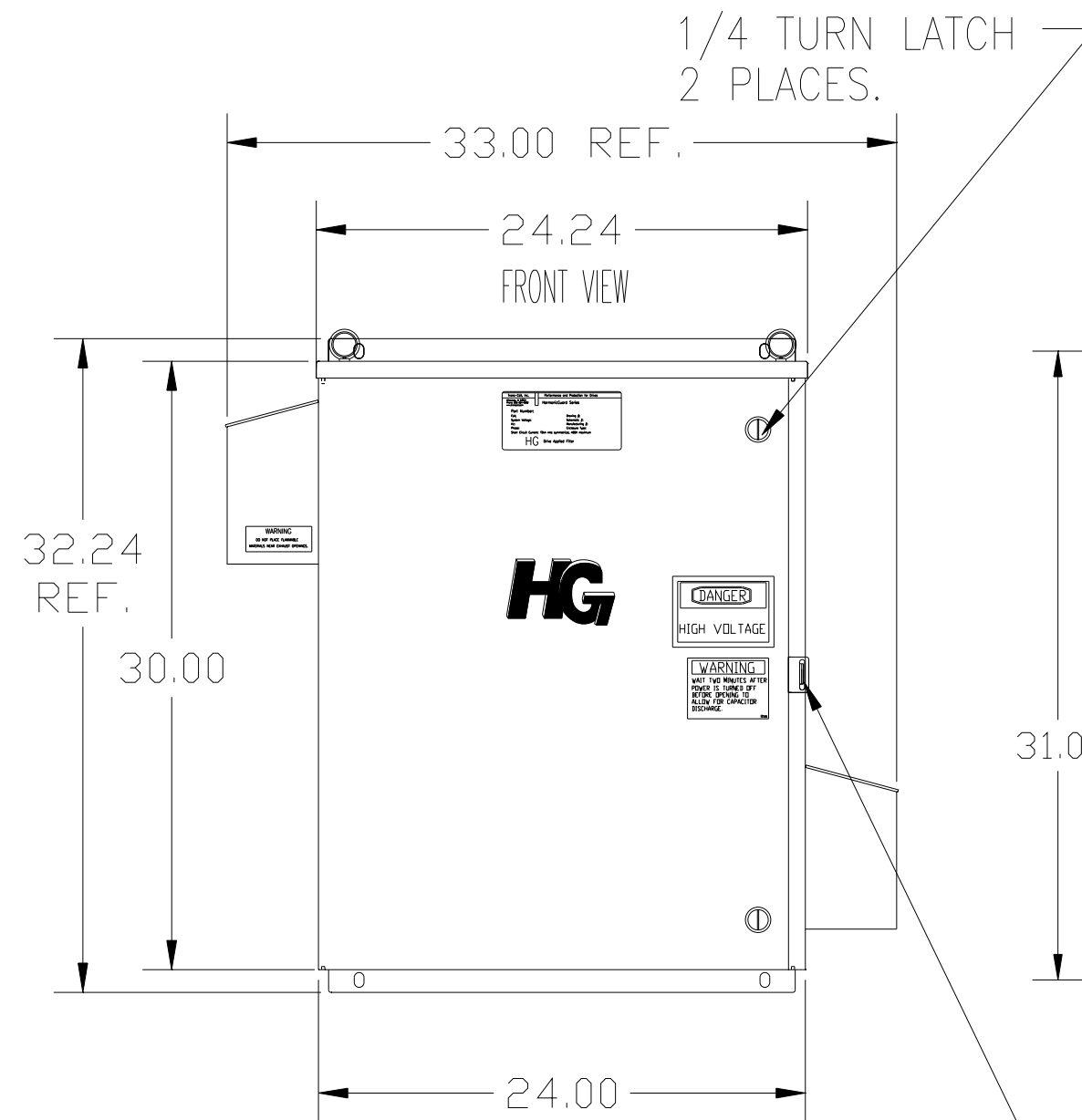
CUSTOMER IS RESPONSIBLE FOR INSTALLATION TO MEET ALL NATIONAL AND LOCAL ELECTRICAL CODES.

NOTE: USE ONLY HUBS OR FITTINGS THAT COMPLY WITH UL514B FOR TYPE 3R ENCLOSURES.

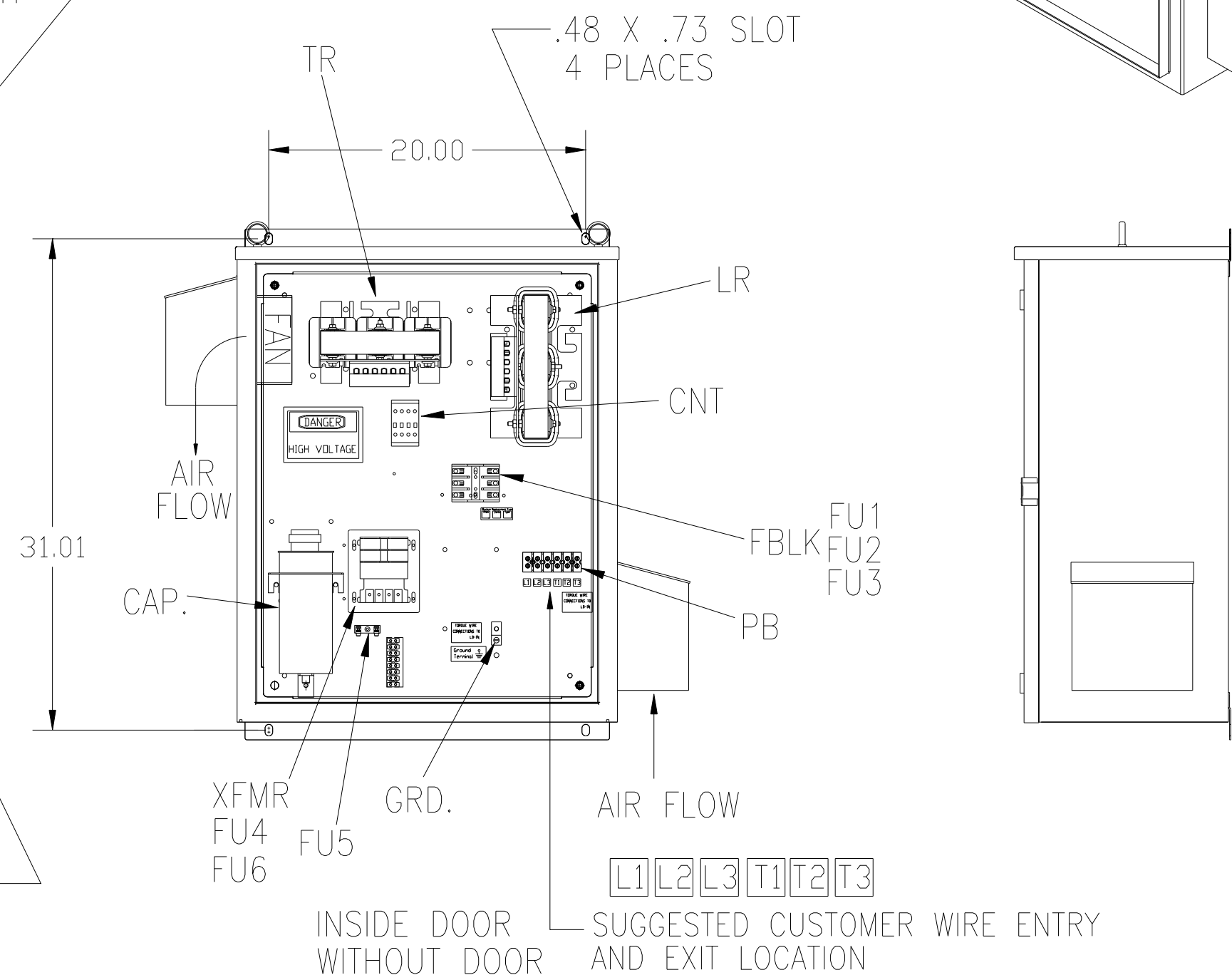
SEE DWG# 26752 FOR SCHEMATIC



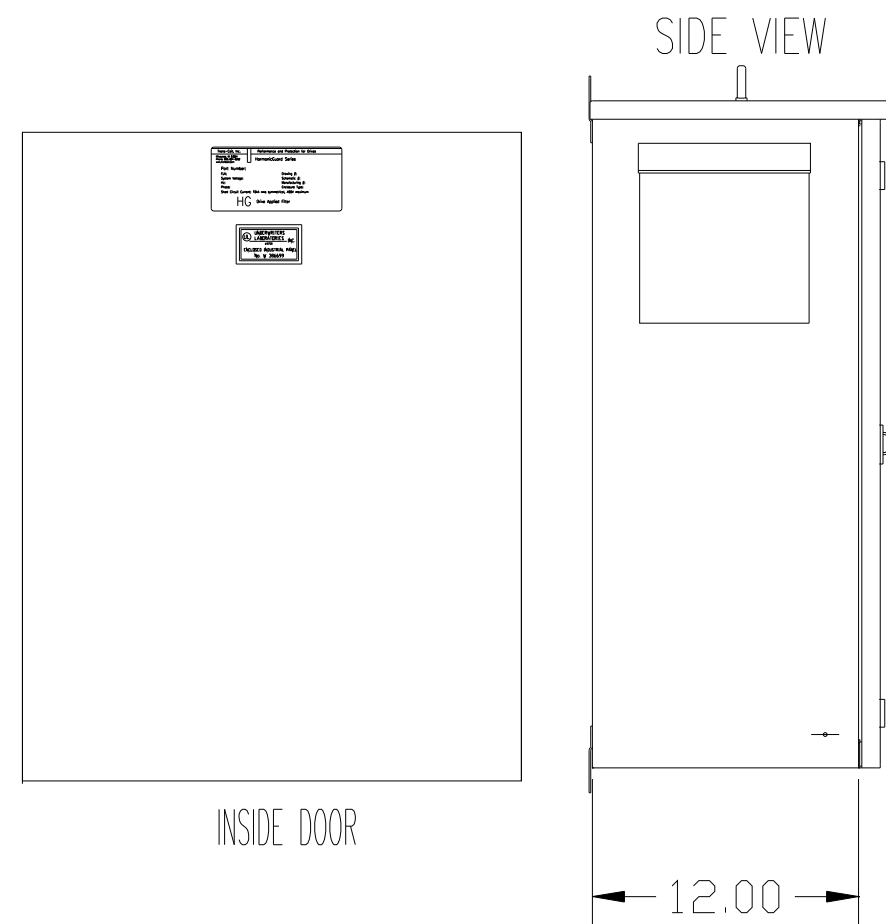
1/4 TURN LATCH  
2 PLACES.



HASP AND STAPLE FOR PADLOCKING.



INSIDE DOOR WITHOUT DOOR SUGGESTED CUSTOMER WIRE ENTRY AND EXIT LOCATION



SYMBOL	TCI PART NUMBER
LR	KDRH1T
TR	KTR10A65HG
CAP (10 KVAR)	27607
XFMR.	23896
Fu1, 2, 3	11307
Fu4,6	24009
Fu5	17567
CNT	12434

ALTERNATE	TCI PART NUMBER
CAP (10 KVAR)	KCAP10A6B

UNIT SPECIFICATIONS:						
KVAR	HARMONIC	VOLT	HZ	PHASE	HP	
10	5TH	480	60	3	30	
ENCLOSURE	UL TYPE 3R					
COLOR	WHITE					
APPROX.WT. LBS.	131					

PB-POWER INPUT BLOCK:  
WIRE RANGE-#18 TO #4 AWG.  
TIGHTENING TORQUE 20 IN-LB.

GROUND LUG:  
WIRE RANGE-1/0 TO #14 AWG.  
1/0 AWG thru 2 AWG 50 IN-LBS. MAX.  
4 AWG thru 6 AWG 45 IN-LBS. MAX.  
8 AWG 40 IN-LBS. MAX.  
10 AWG thru 14 WG 35 IN-LBS. MAX.

NO	REVISION	DATE	BY	TOLERANCES (EXCEPT AS NOTED) DECIMAL	ANGULAR	SCALE	TO FIT	APRVD.	DATE	DWG. NO.	SHT. 1 OF 1
E	2900 CHG TO ASC CAPS	3/19/13	DSW	.XX ± .02	FRACTIONAL ± 1/32					7878 N. 86th STREET MILWAUKEE, WI 53224 HG30AW03STC, 30HP 480/3/60, UL TYPE 3R	103670DG
D	2722 ASC CAP TRIAL	2/17/11	DSW	.XXX ± .01							
B	2684 12434 WAS										
	26739	5/27/10	DSW								
A	2641 ADD EYEBOLTS	10/13/09	DSW								
					± 1/2°						