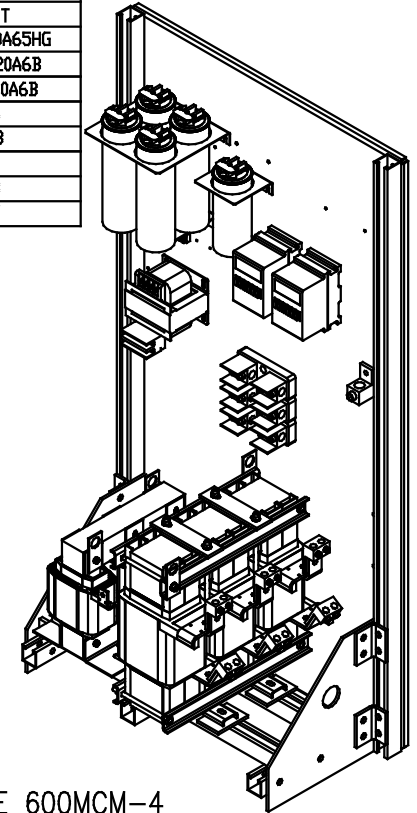


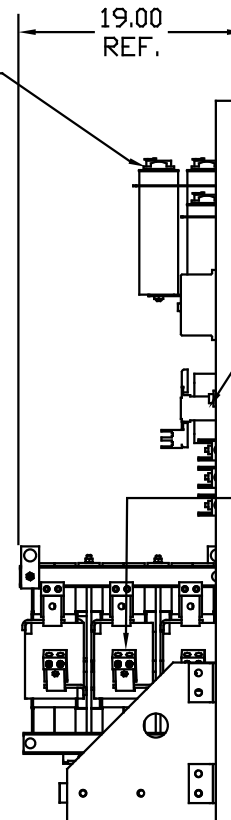
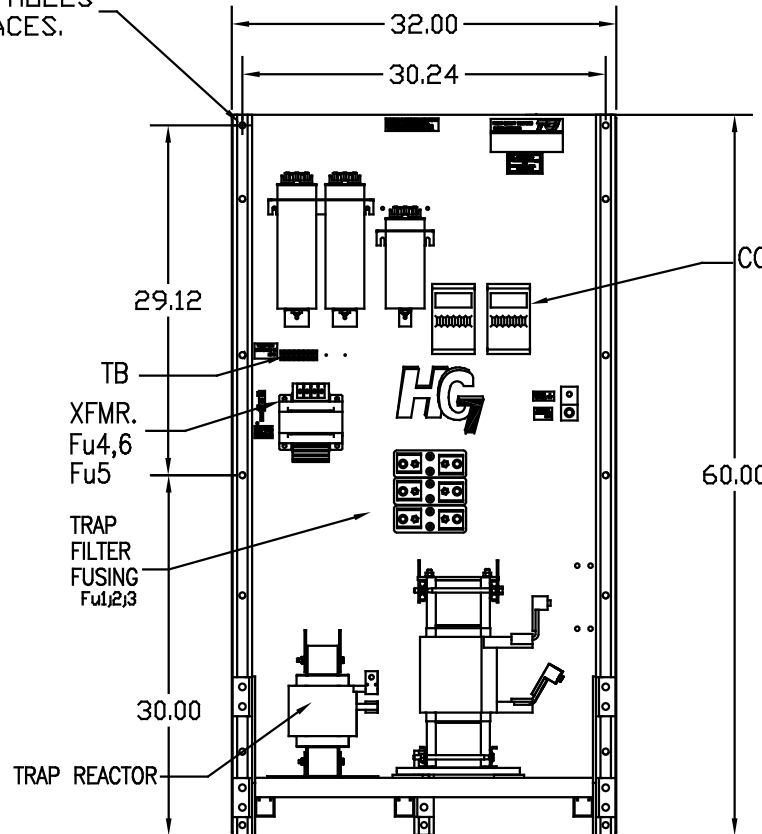
UNIT SPECIFICATIONS:				
KVAR HARMONIC	VOLT	HZ	PHASE	HP
90	5TH	480	60	3
300				
ENCLOSURE	WHITE OPEN PANEL			
APPROX.WT. LBS.	445			

SYMBOL	TCI PART NUMBER
LR	KDRX1T
TR	KTR90A65HG
CAP1,2,3,4 (20 KVAR)	KCAP20A6B
CAP5 (10 KVAR)	KCAP10A6B
CONTACTORS	19246
XFMR.	23898
Fu1a,2a,3a	11175
Fu4,6	13443
Fu5	16987

FOR SCHEMATIC SEE DWG# 26690



.50 DIA HOLES
4 PLACES.



GROUND LUG:
WIRE RANGE—ONE 600MCM-4
TWO 250MCM-1/0
TIGHTENING TORQUE 500 IN-LB.

L1 L2 L3
T1 T2 T3
CUSTOMER OUTPUT CONNECTION
WIRE RANGE—TWO 350MCM-4
TIGHTENING TORQUE 275 IN-LB.

CUSTOMER IS RESPONSIBLE FOR PROPER COOLING OF FILTER COMPONENTS. CAPACITORS MAXIMUM AMBIENT 50°C PC BOARD MAX. AMBIENT 40°C.

CUSTOMER IS RESPONSIBLE FOR INSTALLATION TO MEET ALL NATIONAL AND LOCAL ELECTRICAL CODES.

				TOLERANCES EXCEPT AS NOTED:	7878 N. 86th STREET MILWAUKEE, WI 53224
				DECIMAL	
				.XX ± .03	HG300AW00STC, HG7, W/CNT 300 HP, 480/3/60
				.XXX ± .01	
				FRACTIONAL ± 1/32	DSW DATE 07/24/08 DWG. NO. 103539DG
				ANGULAR ± 1/2°	
NO.	REVISION	DATE	BY	SCALE TO FIT	SHEET 1 OF 1