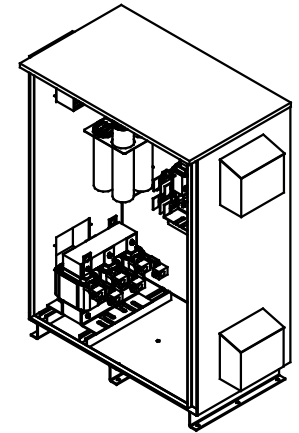
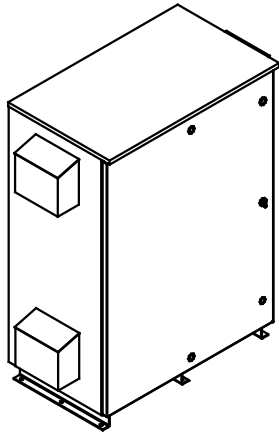


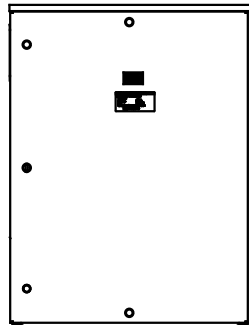
SEE DWG# 26973-1 FOR SCHEMATIC

NOTE: USE ONLY HUBS OR FITTINGS THAT COMPLY WITH UL514B FOR TYPE 3R ENCLOSURES.


CUSTOMER IS RESPONSIBLE FOR INSTALLATION TO MEET ALL NATIONAL AND LOCAL ELECTRICAL CODES.



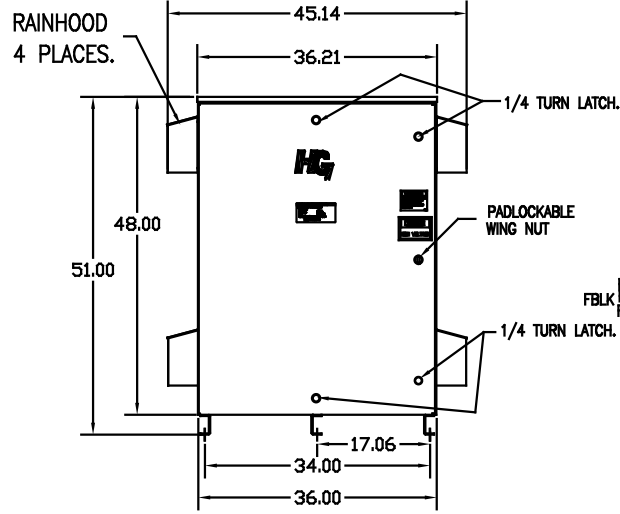
SIDE VIEW



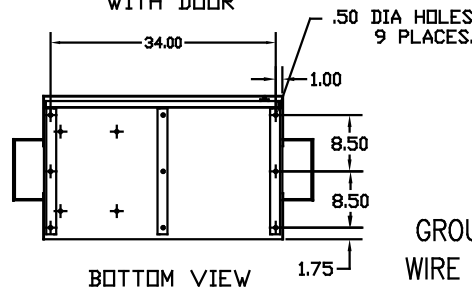
INSIDE DOOR



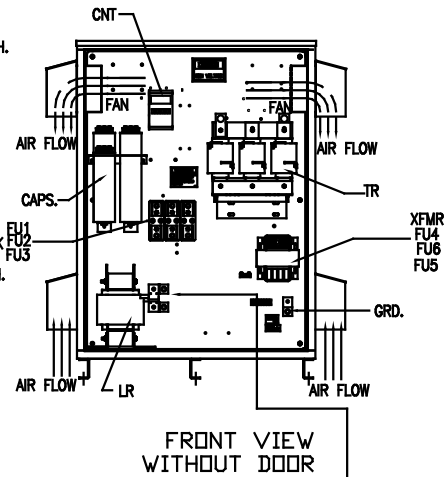
RAINHOOD
4 PLACES.



FRONT VIEW WITH DOOR



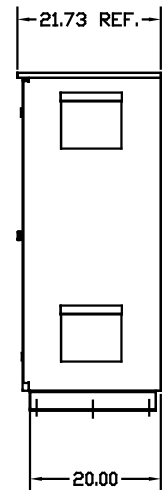
BOTTOM VIEW



FRONT VIEW WITHOUT DOOR

L1 L2 L3 T1 T2 T3

SUGGESTED CUSTOMER WIRE ENTRY AND EXIT LOCATION



SIDE VIEW

SYMBOL	TCI PART NUMBER
LR	KDRS42T
TR	KTR75C65HG
CAP.1, CAP.2, CAP.3 (20 KVAR)	KCAP20C6B
CAP.4 (15 KVAR)	KCAP15CA6B
XFMR.	24389
Fu1,2,3	11305
Fu4,6	24073
Fu5	13362
CNT	19246

UNIT SPECIFICATIONS:

KVAR	HARMONIC	VOLT	HZ	PHASE	HP
75	5TH	600	60	3	250
ENCLOSURE	TYPE 3R- COLOR WHITE				
FEATURES	CONTACTOR				
APPROX.WT. LBS.	584				

GROUND LUG:
WIRE RANGE-ONE 600MCM-4
TWO 250MCM-1/0
TIGHTENING TORQUE 500 IN-LB.

CUSTOMER CONNECTION OUTPUT:
WIRE RANGE-ONE 600MCM-4
TWO 250MCM-1/0
TIGHTENING TORQUE 500 IN-LB.

NO	REVISION	DATE	BY	TOLERANCES EXCEPT AS NOTED: DIMEN. XX ±.12 .XXX±.06 FRACTIONAL ± 1/32 ANGULAR ± 1/2°	DATE 02/25/09	SCALE TO FIT	APPROV. C	DWG. NO. 103699	SHT. 1 OF 1
				TOLERANCES EXCEPT AS NOTED: DIMEN. XX ±.12 .XXX±.06 FRACTIONAL ± 1/32 ANGULAR ± 1/2°	DATE 02/25/09	SCALE TO FIT	APPROV. C	DWG. NO. 103699	SHT. 1 OF 1

TCI 7878 N. 86th STREET MILWAUKEE, WI 53224

HG250CW03STC, 250HP
600/3/60 UL TYPE 3R