
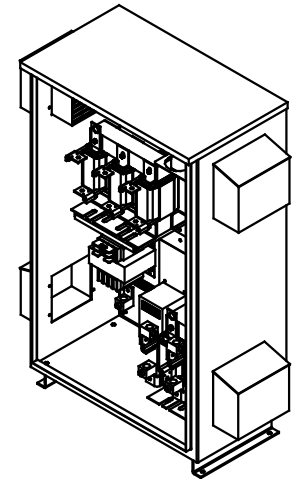


UNIT SPECIFICATIONS:					
KVAR	HARMONIC	VOLT	HZ	PHASE	HP
60	5TH	600	60	3	200
ENCLOSURE		TYPE 3R- COLOR, WHITE			
FEATURES		CONTACTOR, HEATER			
APPROX.WT. LBS		490			


SEE DWG# 26973 FOR SCHEMATIC

CUSTOMER IS RESPONSIBLE FOR INSTALLATION TO MEET ALL NATIONAL AND LOCAL ELECTRICAL CODES.

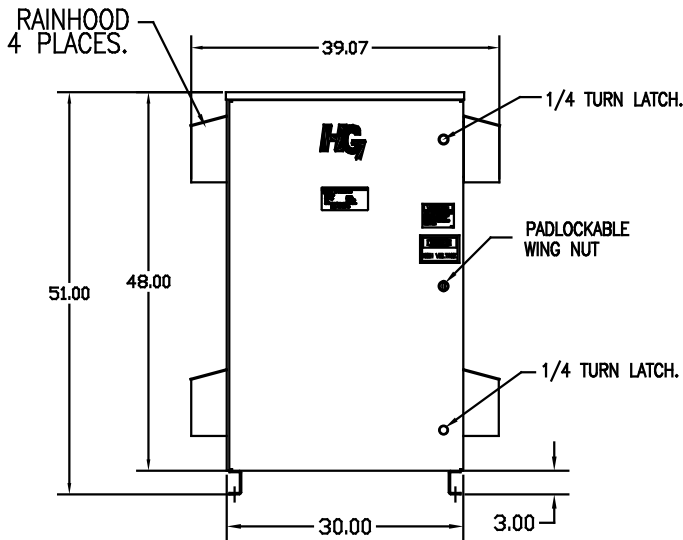
NOTE: USE ONLY HUBS OR FITTINGS THAT COMPLY WITH UL514B FOR TYPE 3R ENCLOSURES.



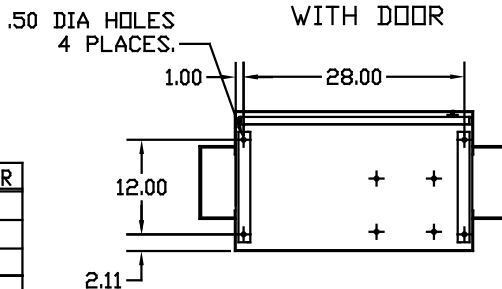
INSIDE VIEW OF DOOR



SIDE VIEW

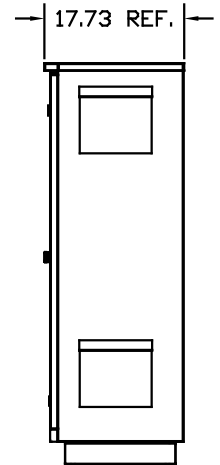
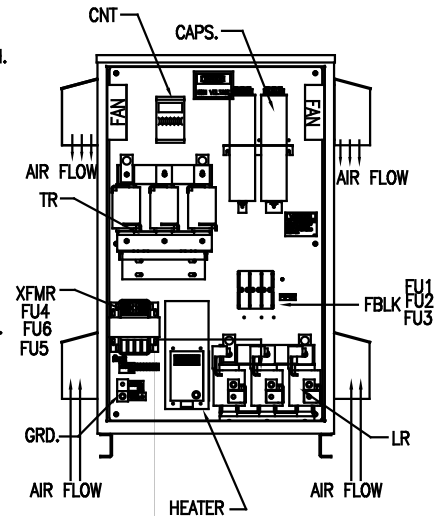


FRONT VIEW WITHOUT DOOR



FRONT VIEW WITH DOOR

FRONT VIEW WITHOUT DOOR



SIDE VIEW

L1 L2 L3 T1 T2 T3

SUGGESTED CUSTOMER WIRE ENTRY AND EXIT LOCATION

GROUND LUG:
WIRE RANGE—ONE 600MCM-4
TWO 250MCM-1/0
TIGHTENING TORQUE 500 IN.-LB.

CUSTOMER CONNECTIONS
WIRE RANGE—ONE 600MCM-4
TWO 250MCM-1/0
TIGHTENING TORQUE 500 IN.-LB.

SYMBOL	TCI PART NUMBER
LR	KDRS41T
TR	KTR60C65HG
CAP (20 KVAR) , 3 PLACES	KCAP20C6B
XFMR.	24389
Fu1,2,3	11077
Fu4,6	24073
Fu5	13362
CNT	19246
HEATER (400W)	20109

NO	REVISION	DATE	BY	TOLERANCES EXCEPT AS NOTED:	SCALE	DATE	APPROV	DWG. NO.	REV. NO.
				XX ±.12	TO FIT	02/18/09		103753DG	1
				.XXX±.06					
				FRACTIONAL ± 1/32					
				ANGULAR ± 1/2°					

TCI 7878 N. 86th STREET MILWAUKEE, WI 53224

HG200CW03STCH, 200HP 600/3/60 UL TYPE 3R

DWG. BY DSW DATE 02/18/09 DWG. NO. 103753DG REV. NO. 1 SHT. 1 OF 1