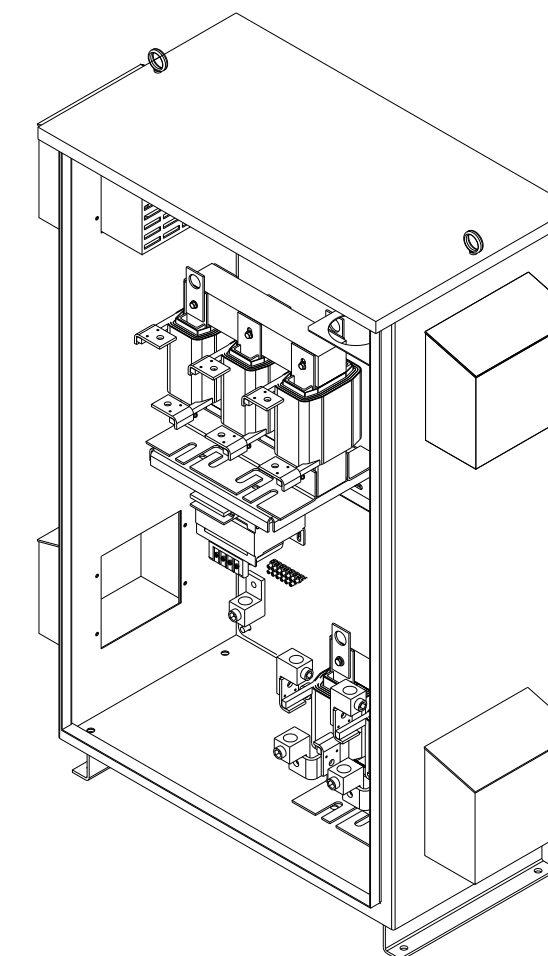




CUSTOMER IS RESPONSIBLE FOR INSTALLATION TO MEET ALL NATIONAL AND LOCAL ELECTRICAL CODES.

NOTE: USE ONLY HUBS OR FITTINGS THAT COMPLY WITH UL514B FOR TYPE 3R ENCLOSURES.

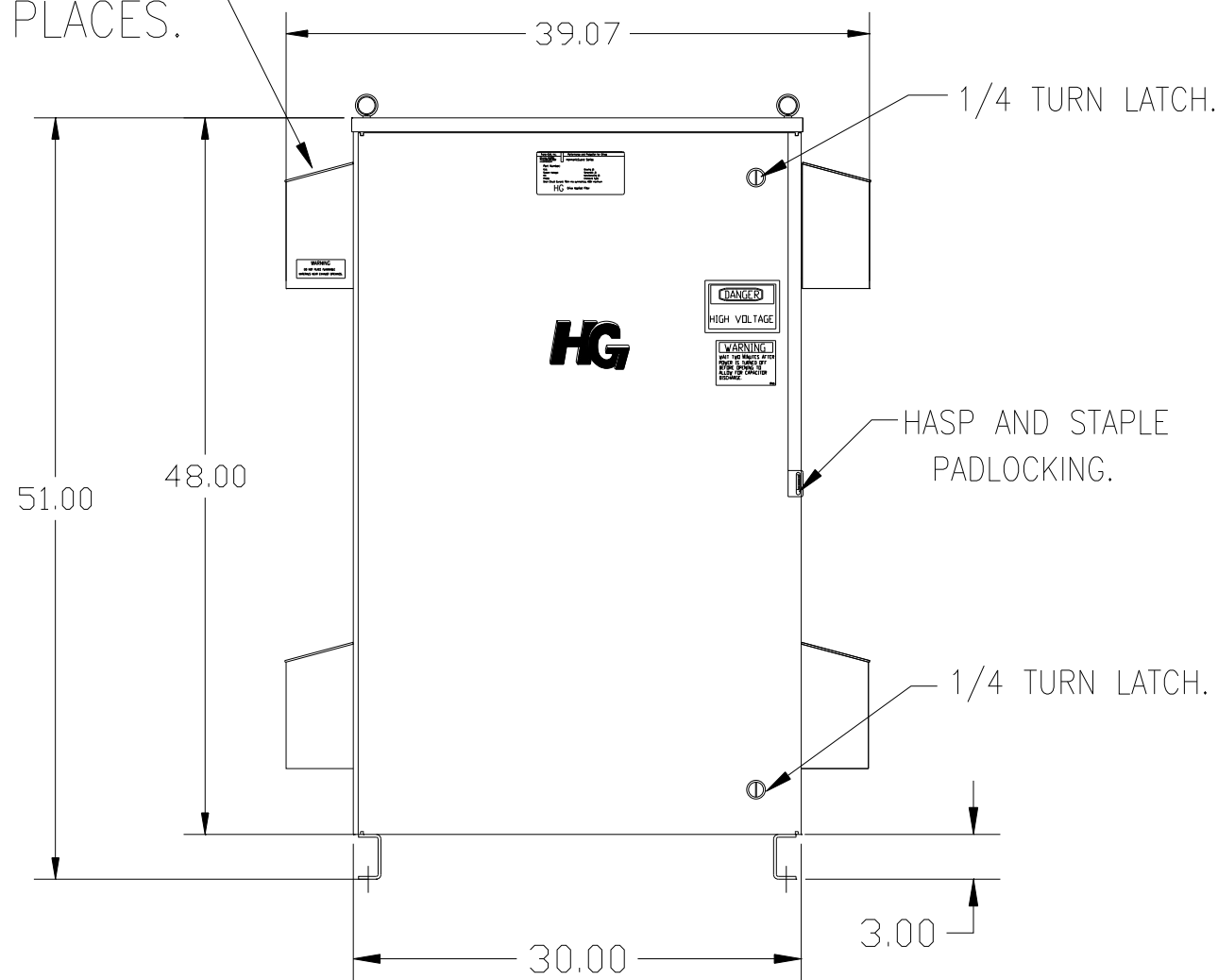
SEE DWG# 26753 FOR SCHEMATIC



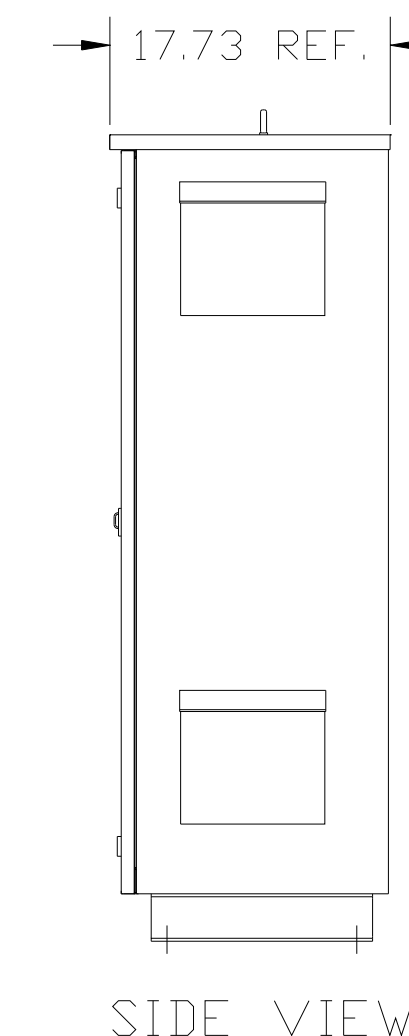
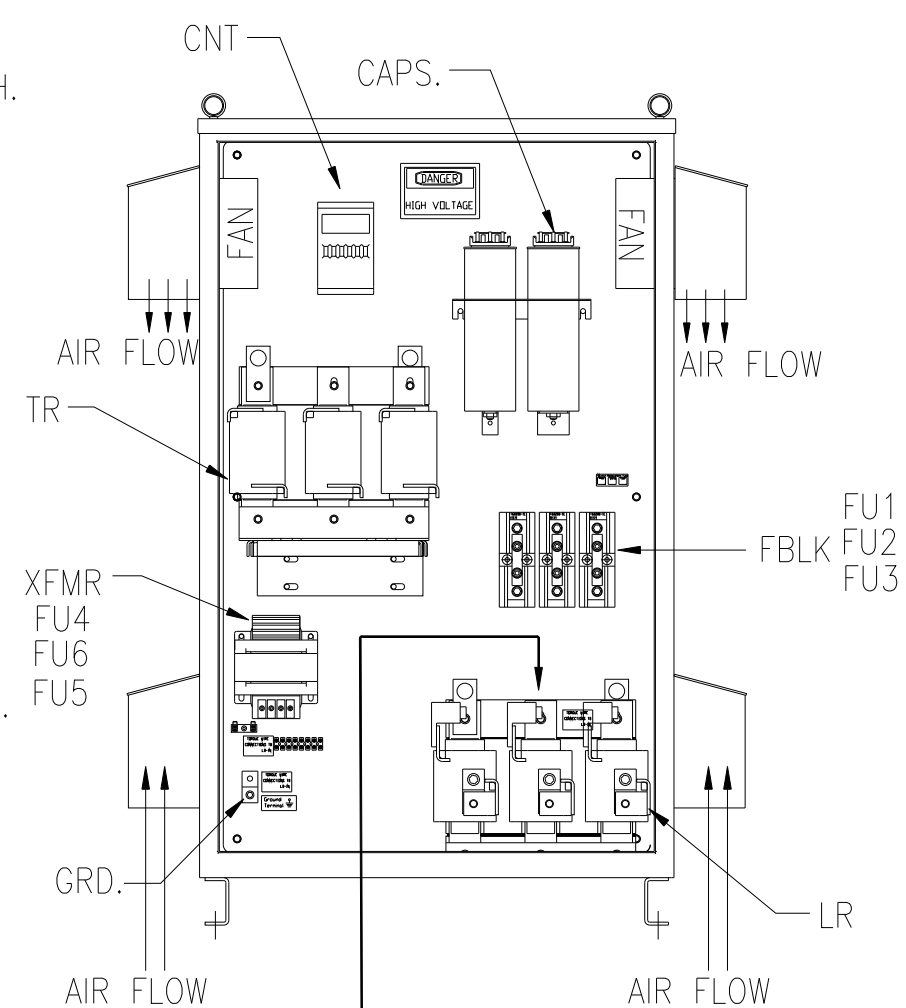
SIDE VIEW



RAINHOOD 4 PLACES.



FRONT VIEW WITHOUT DOOR

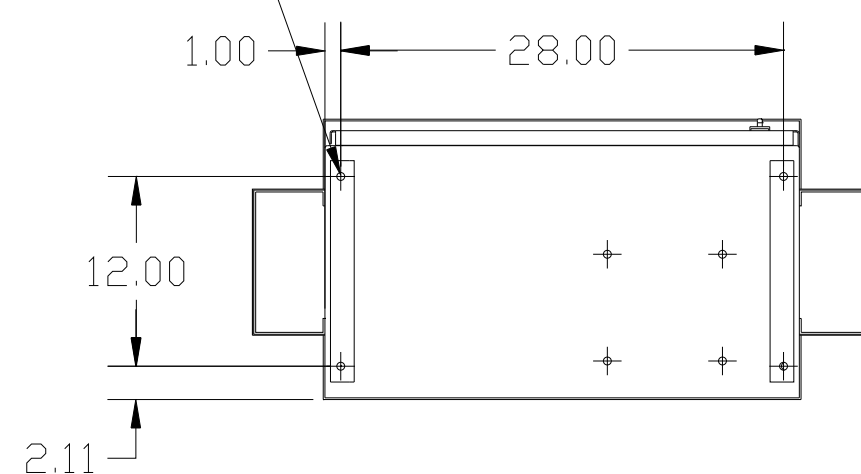


INSIDE DOOR

SYMBOL	TCI PART NUMBER
LR	KDRS1T
TR	KTR60A65HG
CAP.1, CAP2, CAP3	KCAP20A6B
XFMR.	23899
Fu1;2;3	11305
Fu4,6	14106
Fu5	23977
CNT	19246

FRONT VIEW WITH DOOR

.50 DIA HOLES 4 PLACES.



L1 L2 L3 T1 T2 T3
SUGGESTED CUSTOMER WIRE ENTRY AND EXIT LOCATION

FRONT VIEW WITHOUT DOOR

GROUND LUG:
WIRE RANGE- ONE 600MCM-4
TWO 250MCM-1/0
TIGHTENING TORQUE 500 IN-LB.

CUSTOMER CONNECTIONS
WIRE RANGE- ONE 600MCM-4
TWO 250MCM-1/0
TIGHTENING TORQUE 500 IN-LB.

UNIT SPECIFICATIONS:

KVAR	HARMONIC	VOLT	HZ	PHASE	HP
60	5TH	480	60	3	200
ENCLOSURE		TYPE 3R- COLOR, WHITE			
FEATURES		CONTACTOR			
APPROX.WT. LBS		475			

TOLERANCES (EXCEPT AS NOTED)				TCI 7878 N. 86th STREET MILWAUKEE, WI 53224	
			DECIMAL	HG200AW03STC, 200HP 480/3/60 UL TYPE 3R	
			.XX ± .12		
			.XXX ± .06		
			FRACTIONAL	DRN BY DSW DATE 09/12/08 DWG. NO. 103678DG	
			± 1/32		
			ANGULAR		
A	2641 ADD EYEBOLTS	10/15/09	DSW	SCALE TO FIT	APRVD. C
NO	REVISION	DATE	BY	SHT. 1 OF 1	