
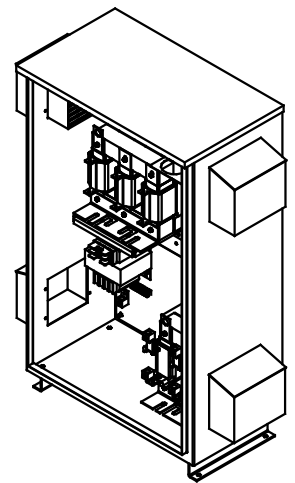


SEE DWG# 26973-1 FOR SCHEMATIC

CUSTOMER IS RESPONSIBLE FOR INSTALLATION TO MEET ALL NATIONAL AND LOCAL ELECTRICAL CODES.

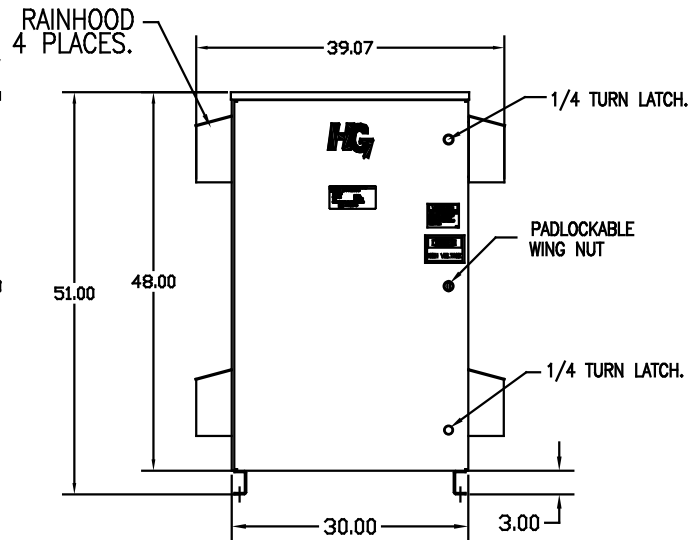
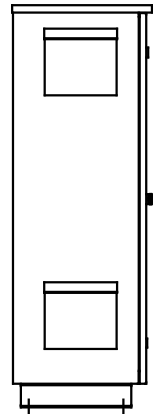
NOTE: USE ONLY HUBS OR FITTINGS THAT COMPLY WITH UL514B FOR TYPE 3R ENCLOSURES.

UNIT SPECIFICATIONS:					
KVAR	HARMONIC	VOLT	HZ	PHASE	HP
45	5TH	600	60	3	150
ENCLOSURE		TYPE 3R- COLOR, WHITE			
FEATURES		CONTACTOR			
APPROX.WT. LBS		434			



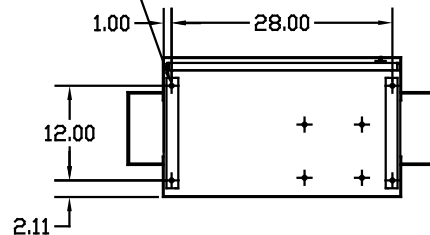
INSIDE VIEW OF DOOR

SIDE VIEW

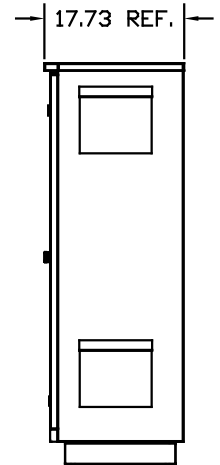
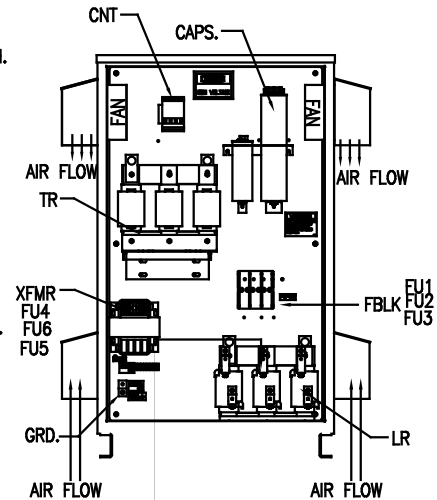


FRONT VIEW WITH DOOR


.50 DIA HOLES 4 PLACES.



FRONT VIEW WITHOUT DOOR



SIDE VIEW



SUGGESTED CUSTOMER WIRE ENTRY AND EXIT LOCATION

GROUND LUG:  
WIRE RANGE- 250MCM-6  
TIGHTENING TORQUE 275 IN-LB.

CUSTOMER CONNECTIONS  
WIRE RANGE- 250MCM-6  
TIGHTENING TORQUE 275 IN-LB.

SYMBOL	TCI PART NUMBER
LR	KDRL42T
TR	KTR45C65HG
CAP (20 KVAR) , 2 PLACES	KCAP20C6B
CAP (5 KVAR) , 1 PLACES	KCAP5C6A
XFMR.	24389
Fu1,2,3	15740
Fu4,6	24126
Fu5	13364
CNT	22980

NO	REVISION	DATE	BY	TOLERANCES EXCEPT AS NOTED: DIMEN. XX ±.12 .XXX±.06 FRACTIONAL ± 1/32 ANGULAR ± 1/2°	SCALE TO FIT	DATE	APPROV	DATE	APPROV	DWG. NO.	REV.
						02/25/09		02/25/09		103697DG	1

7878 N. 86th STREET MILWAUKEE, WI 53224

HG150CW03STC, 150HP 600/3/60 UL TYPE 3R

DSW 103697DG