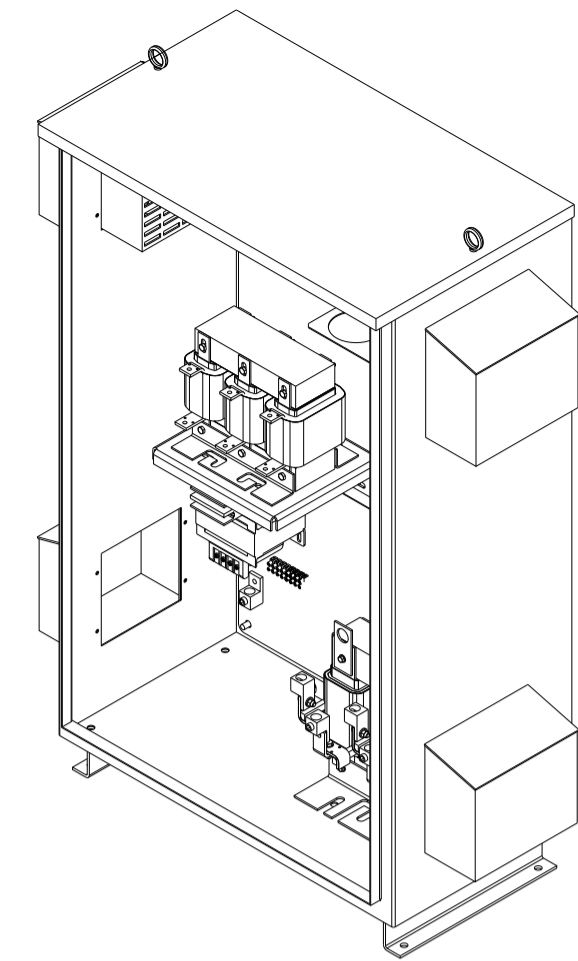


CUSTOMER IS RESPONSIBLE FOR INSTALLATION TO MEET ALL NATIONAL AND LOCAL ELECTRICAL CODES.

NOTE: USE ONLY HUBS OR FITTINGS THAT COMPLY WITH UL514B FOR TYPE 3R ENCLOSURES.

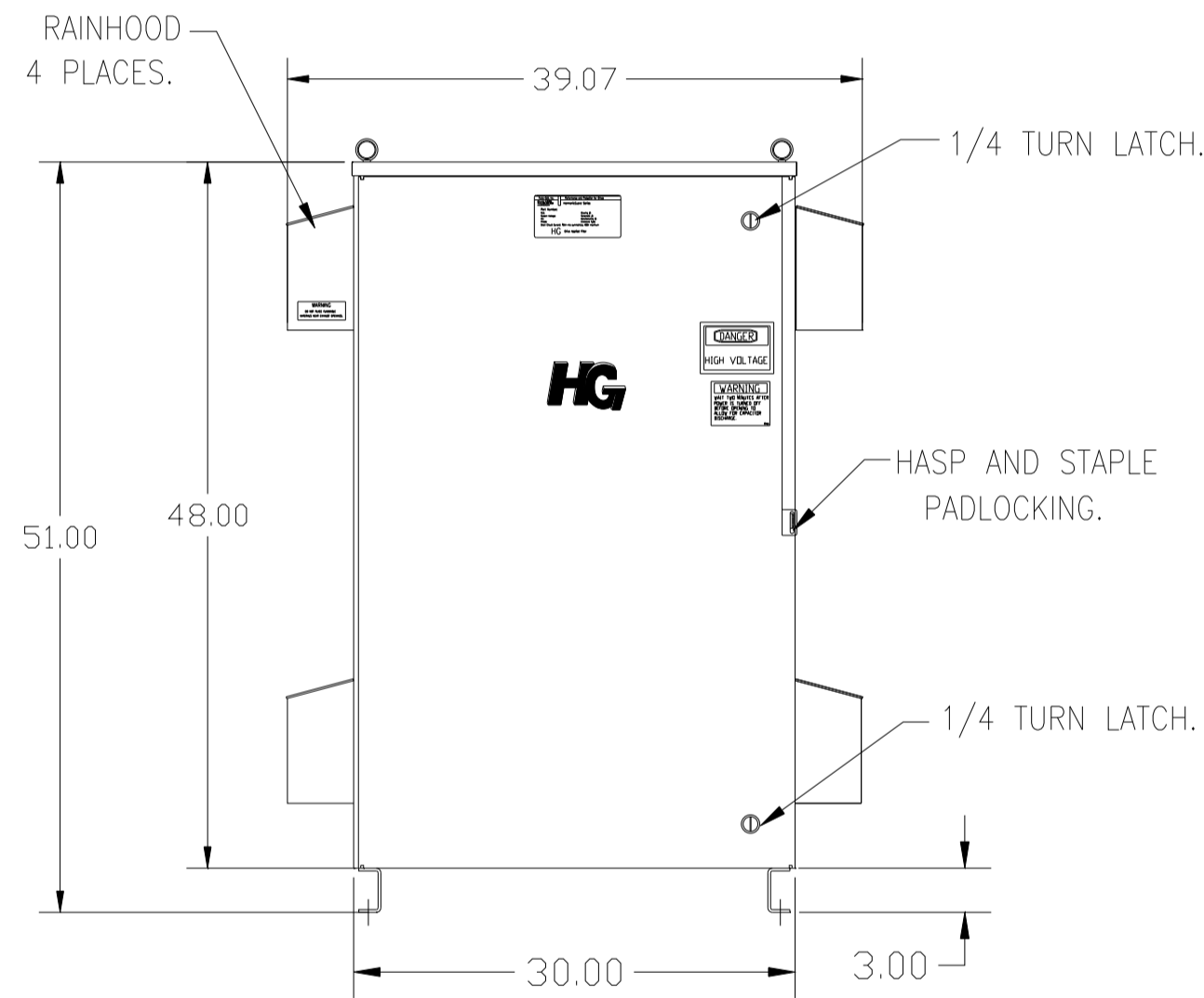

SEE DWG# 26753 FOR SCHEMATIC



SIDE VIEW

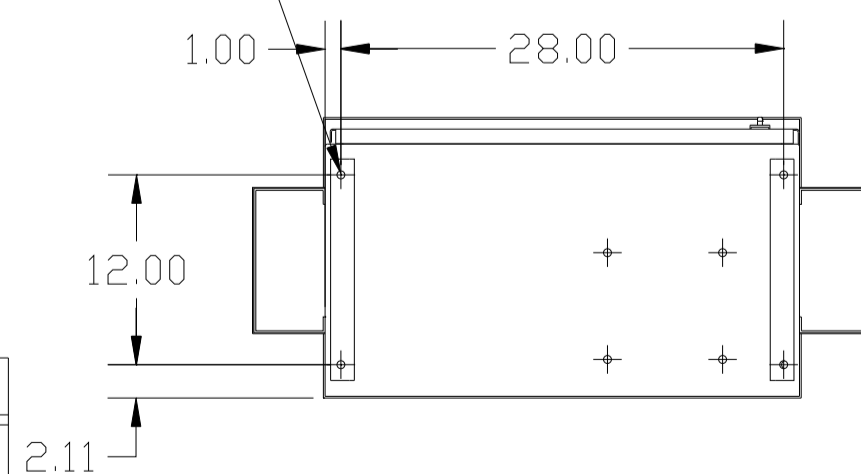


INSIDE DOOR

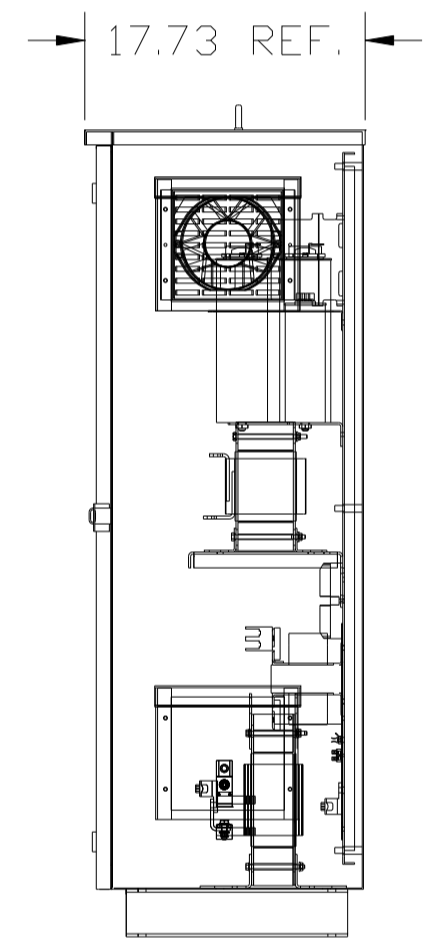
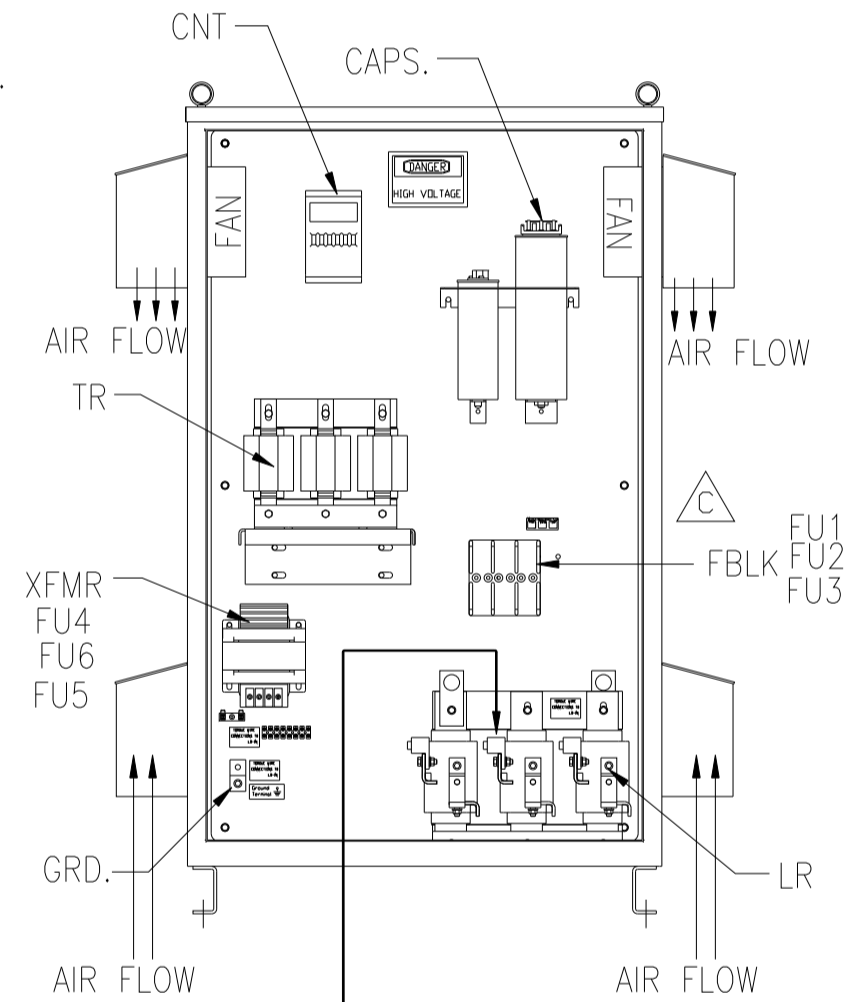


FRONT VIEW WITH DOOR

.50 DIA HOLES 4 PLACES.



FRONT VIEW WITHOUT DOOR



SIDE VIEW

SYMBOL	TCI PART NUMBER
LR	KDRL2T
TR	KTR45A65HG
CAP.1, CAP2	KCAP20A6B
CAP.3	KCAP5A6A
XFMR.	23899
Fu1;2;3	11077
Fu4,6	14106
Fu5	23977
CNT	19246

UNIT SPECIFICATIONS:					
KVAR	HARMONIC	VOLT	HZ	PHASE	HP
45	5TH	480	60	3	150
ENCLOSURE		TYPE 3R- COLOR, WHITE			
FEATURES		CONTACTOR			
APPROX.WT. LBS		405			

L1 L2 L3 T1 T2 T3

SUGGESTED CUSTOMER WIRE ENTRY AND EXIT LOCATION

GROUND LUG:
WIRE RANGE- 250MCM-6
TIGHTENING TORQUE 275 IN-LB.

CUSTOMER CONNECTIONS
WIRE RANGE- 250MCM-6
TIGHTENING TORQUE 275 IN-LB.

				TOLERANCES (EXCEPT AS NOTED)		
				DECIMAL		
				.XX ±.12		
				.XXX±.06		
C	2702 RESTORE ORIG. FBLK.	6/13/11	RJC	FRACTIONAL		
B	2702 RVSD FUSEBLK&FUSE	9/2/10	RJC	± 1/32		
A	2641 ADD EYEBOLTS	10/15/09	DSW	ANGULAR		
NO	REVISION	DATE	BY	± 1/2°		
				SCALE TO FIT	APRVD.	

TCI 7878 N. 86th STREET MILWAUKEE, WI 53224

HG150AW03STC, 150HP
480/3/60 UL TYPE 3R

DRN BY DSW DATE 09/12/08 DWG. NO. 103677DG
SCALE TO FIT APRVD. C SHT. 1 OF 1