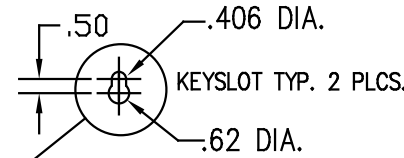


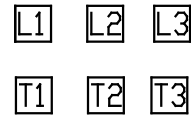
UNIT SPECIFICATIONS:					
KVAR	HARMONIC	VOLT	HZ	PHASE	HP
40	5TH	480	60	3	125
ENCLOSURE		WHITE OPEN PANEL			
APPROX.WT. LBS.		225			

SYMBOL	TCI PART NUMBER
LR	KDRL1T
TR	KTR40A65HG
CAP.1, CAP.2 (20 KVAR)	KCAP20A6B
XFMR.	23891
Fu1,2,3	15740
Fu4,6	21270
Fu5	13364
CNT	19245

CUSTOMER CONNECTIONS
 WIRE RANGE- 250MCM-6
 TIGHTENING TORQUE 275 IN-LB.



SEE DWG# 26690 FOR SCHEMATIC

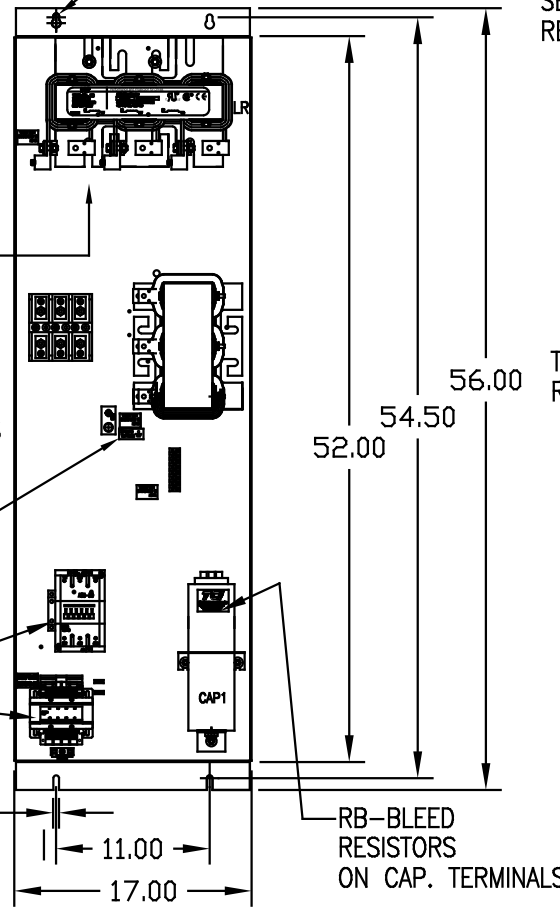


MAIN TRAP FILTER FUSING Fu1,2,3

CNT

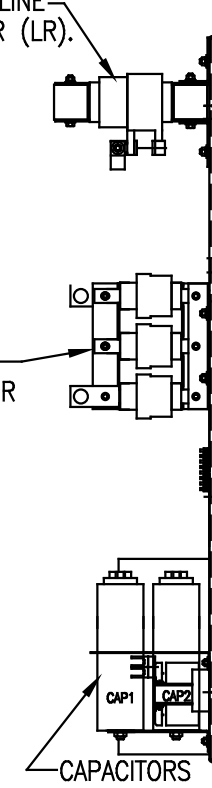
XFMR. Fu4,6 Fu5

GROUND LUG:
 WIRE RANGE- 250MCM-6
 TIGHTENING TORQUE 275 IN-LB.



SERIES LINE REACTOR (LR).

TRAP REACTOR (TR)



CUSTOMER IS RESPONSIBLE FOR PROPER COOLING OF FILTER COMPONENTS. CAPACITORS MAXIMUM AMBIENT 50°C.

CUSTOMER IS RESPONSIBLE FOR INSTALLATION TO MEET ALL NATIONAL AND LOCAL ELECTRICAL CODES.

TOLERANCES UNLESS OTHERWISE SPECIFIED				TCI 7878 N. 86th STREET MILWAUKEE, WI 53224	
				HG125AW00STC, 125HP 480/3/60, OPEN, WITH CNT	
				DATE	DATE
A	MOVE FUSEBLOCK	5/8/09	DSW	7/3/08	103535DG
NO	REVISION	DATE	BY	SCALE	SHT. 1 OF 1