

4

3

2

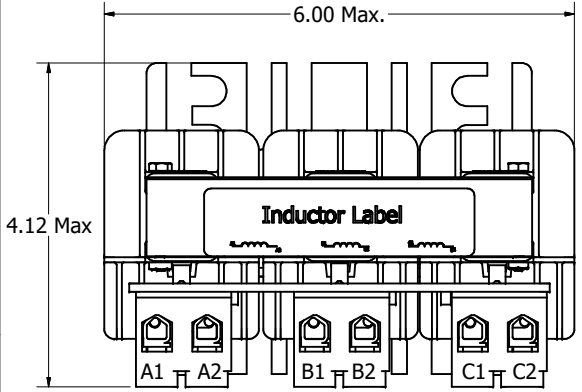
1

480 Rated Voltage, 600 Max Voltage, Low Z, Impedance.

Horsepower (HP)	Part Number	Motor Amps (A)	Maximum Amps (A)	Inductance (uH) +/-10%	Weight (LBS)	Losses (W)
15	KDRBA2L	21	25	912	6	70

D

D

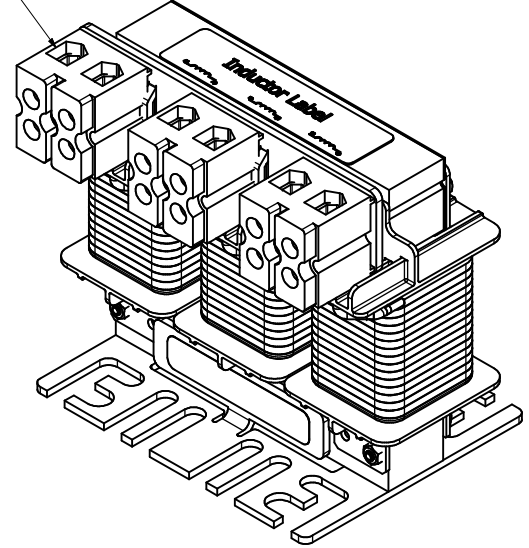
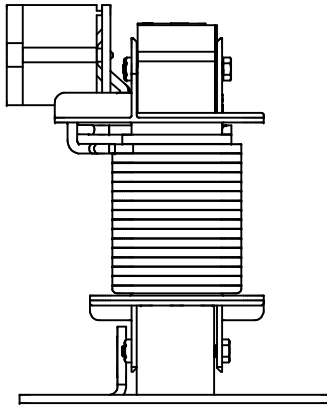
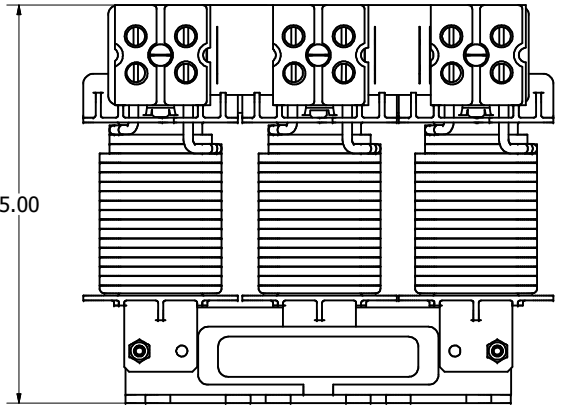


(Customer Connections) Markings On Terminal Block For Reference Only.

Wire Range: 4-18 AWG. Torque : 20 IN-LBS (2.3 Nm)

C

C

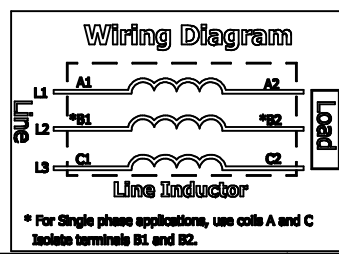
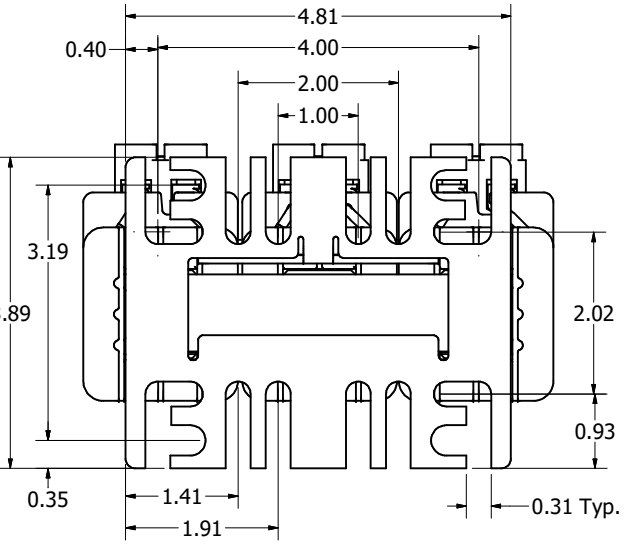


B

B

B

B



- Notes: 1. UL file number: cULus Listed File E116124.
- 2. KDR Drive Inductors Comply With The Thermal and Altitude Standards Set Forth by NEMA ST20-1992.
- 3. KDR IOM Manual Part Number 30895
- 4. Material(s) Shall be RoHS Compliant
- 5. Customer Is Responsible For Installation To Meet All National And Local Electrical Codes.

A

A

DIMENSIONS IN INCHES (EXCEPT AS NOTED) TOLERANCES (EXCEPT AS NOTED) DECIMAL .XX ± .25 .XXX ± .10 FRACTIONAL ± 1/32 ANGULAR ± 1°		THE INFORMATION AND DESIGN CONTAINED IN THIS DRAWING ARE CONFIDENTIAL AND THE PROPRIETARY PROPERTY OF ALLIENT INC. AND ITS SUBSIDIARIES. NEITHER THIS DESIGN NOR ANY INFORMATION CONTAINED IN THIS DRAWING MAY BE REPRODUCED OR DISCLOSED TO OTHERS WITHOUT THE EXPRESS WRITTEN CONSENT OF ALLIENT INC. AND ITS SUBSIDIARIES.		DESIGNED BY: DSW	DATE: 09/30/25		W132N10611 Grant Drive Germantown, WI 53022 © 2026 Allient Inc.
B	7392	Rotate Mounting, Cell Label On Front	02/11/26	DSW	KDRBA, Inductors		
A		As Designed	09/30/25	DSW	480 Rated Voltage, Low Z		
NO	ECO	REVISION	DATE	BY	SCALE: 1:1.2	DES. NO.: 109883-3DG	SIZE: C

4

3

2

1