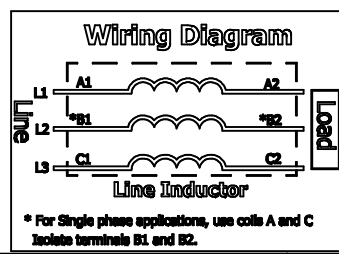
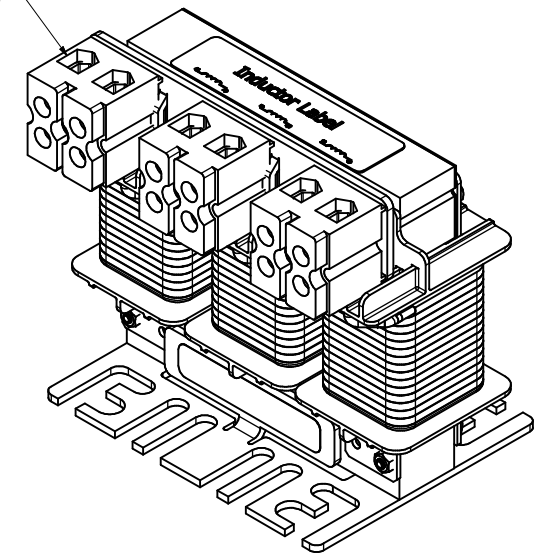
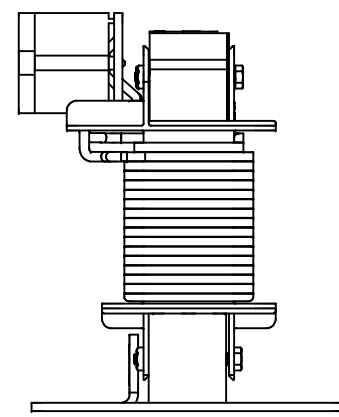


575 Rated Voltage, 600 Max Voltage, Low Z, Impedance.

Horsepower (HP)	Part Number	Motor Amps (A)	Maximum Amps (A)	Inductance (uH) +/-10%	Weight (LBS)	Losses (W)
15	KDRBA45L	17	19.5	1619	6.5	80
20	KDRBA44L	22	24	1260	7.5	96
25	KDRBA43L	27	30	1020	7	110

Wire Range: 4-18 AWG.
Torque : 20 IN-LBS (2.3 Nm)



- Notes: 1. UL file number: cULus Listed File E116124.
2. KDR Drive Inductors Comply With The Thermal and Altitude Standards Set Forth by NEMA ST20-1992.
3. KDR IOM Manual Part Number 30895
4. Material(s) Shall be RoHS Compliant
5. Customer Is Responsible For Installation To Meet All National And Local Electrical Codes.

DIMENSIONS IN INCHES (EXCEPT AS NOTED) TOLERANCES (EXCEPT AS NOTED) DECIMAL .XX ± .25 .XXX ± .10 FRACTIONAL ± 1/32 ANGULAR ± 1°		THE INFORMATION AND DESIGN CONTAINED IN THIS DRAWING ARE CONFIDENTIAL AND THE PROPRIETARY PROPERTY OF ALLIANT INC. AND ITS SUBSIDIARIES. NEITHER THIS DESIGN NOR ANY INFORMATION CONTAINED IN THIS DRAWING MAY BE REPRODUCED OR DISCLOSED TO OTHERS WITHOUT THE EXPRESS WRITTEN CONSENT OF ALLIANT INC. AND ITS SUBSIDIARIES.		DESIGNED BY DSW	DATE 09/30/25	SCALE 1:1.2	DESIGN NO. 109883-7DG	SIZE C	W132N10611 Grant Drive Germantown, WI 53022 © 2026 Alliant Inc.
B	7392	Rotate Mounting, Cell Label On Front	02/11/26	DSW					KDRBA, Inductors 575 Rated Voltage, Low Z
A		As Designed	09/30/25	DSW					
NO	ECO	REVISION	DATE	BY					SHT.1 OF 1