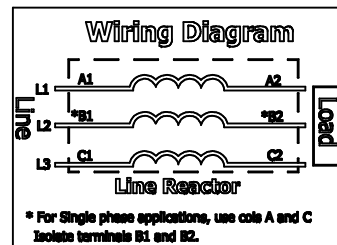
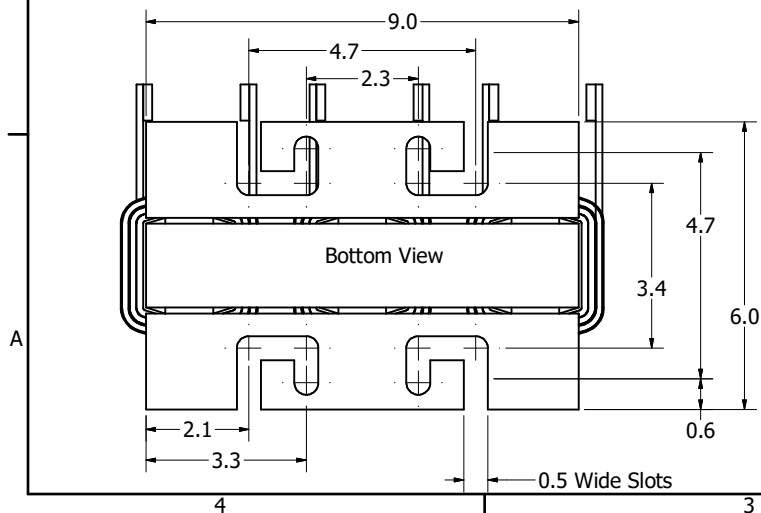
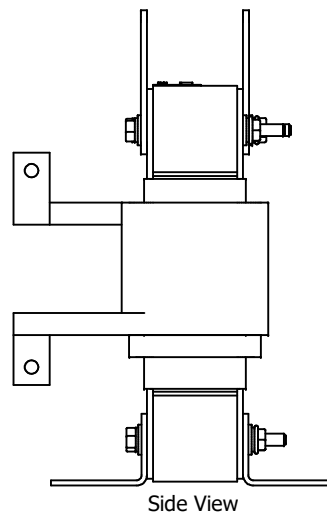


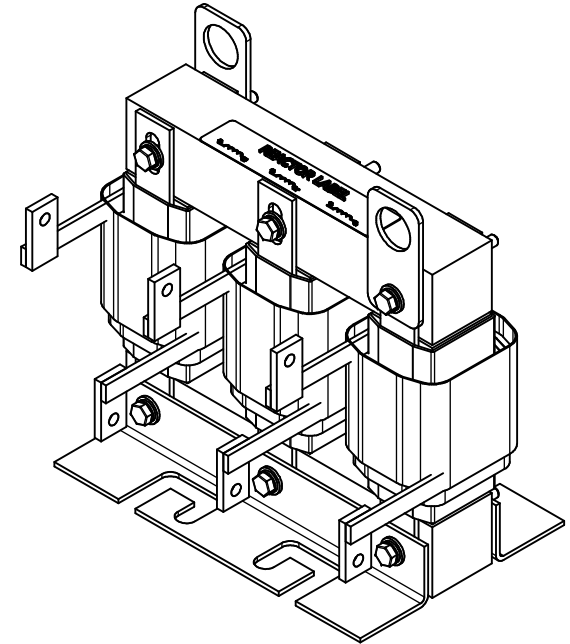
(Customer Connections)
Markings On Coils
For Reference Only.



Notes:

1. Material(s) Shall be RoHS Compliant
2. Customer Is Responsible For Installation To Meet All National And Local Electrical Codes.

480 Rated Voltage, 600 Max Voltage, Output						
Part Number	Horsepower (HP)	Maximum Amps (A)	---uH+/-10%	Weight (LBS)	Losses (W)	Terminal Hole Size (Inches)
KLR160BCB	125	160	69	35	127	0.28



THE INFORMATION AND DESIGNS CONTAINED IN THIS DRAWING ARE CONFIDENTIAL AND THE PROPRIETARY PROPERTY OF ALLIED MOTION TECHNOLOGIES INC. AND ITS SUBSIDIARIES. NEITHER THIS DESIGN NOR ANY INFORMATION CONTAINED IN THIS DRAWING MAY BE REPRODUCED OR DISCLOSED TO OTHERS WITHOUT THE EXPRESS WRITTEN CONSENT OF ALLIED MOTION TECHNOLOGIES INC. AND ITS SUBSIDIARIES.

NO	REVISION	DATE	BY	SCALE
A	6561, Terminal to Flag 32766	2/6/2024	DSW	1/2

TOLERANCES (EXCEPT AS NOTED)		SCALE	
DECIMAL	.XX ± .25 .XXX ± .10	1/2	1
FRACTIONAL	± 1/32		
ANGULAR	± 1°		

TCI W132N10611 (Rev 11/20) Germantown, WI 53022
© 2024 TCI, LLC
An Allied Motion Company
KLR160BCB, 480V
125HP, 3 Phase, Open
DSW BY DATE 2/6/2024 109564DG
SCALE: 1/2 DRAWN BY DATE 2/6/2024 109564DG
SHT 1 OF 1