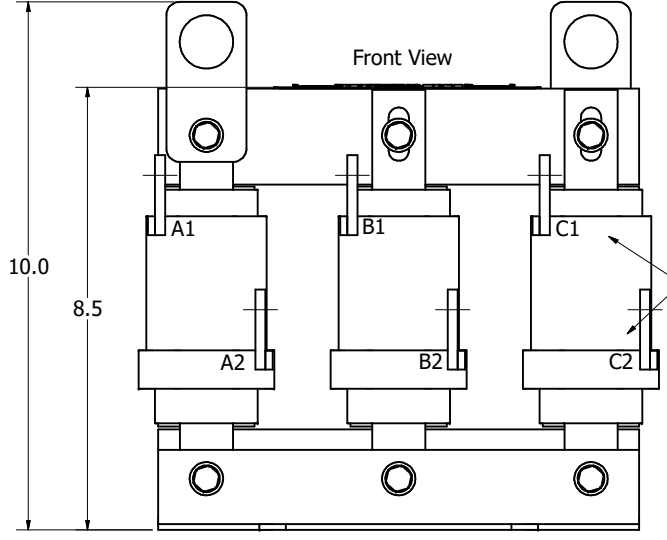
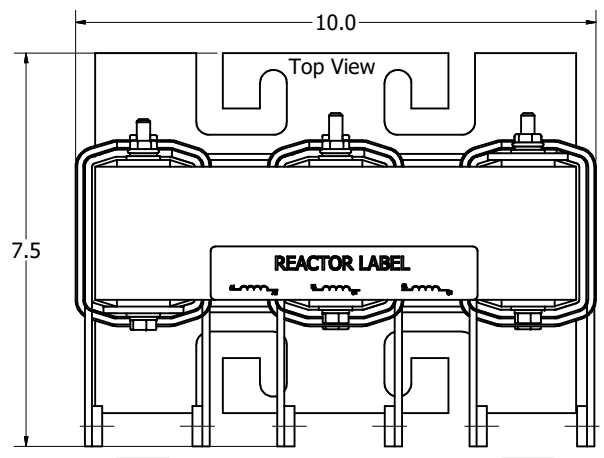
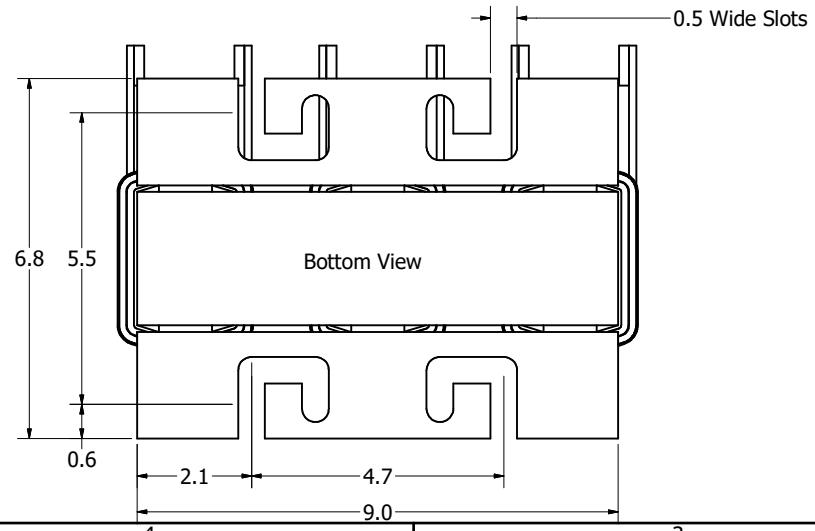
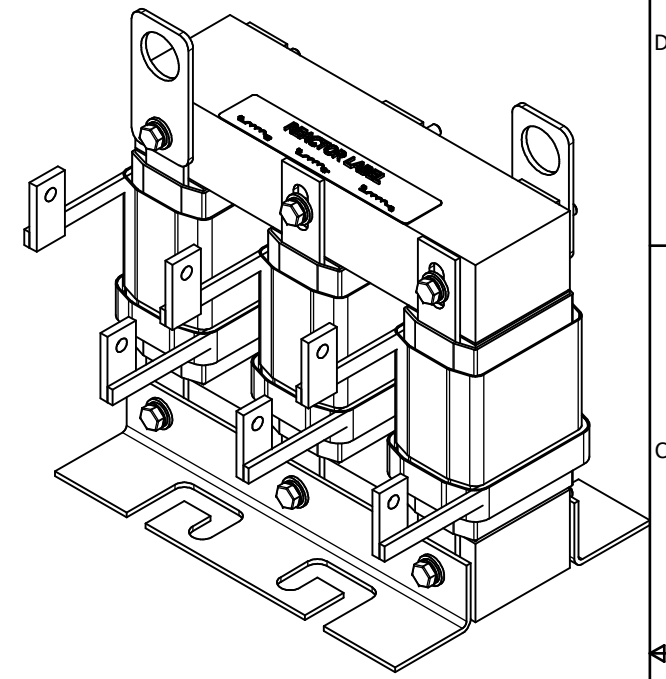
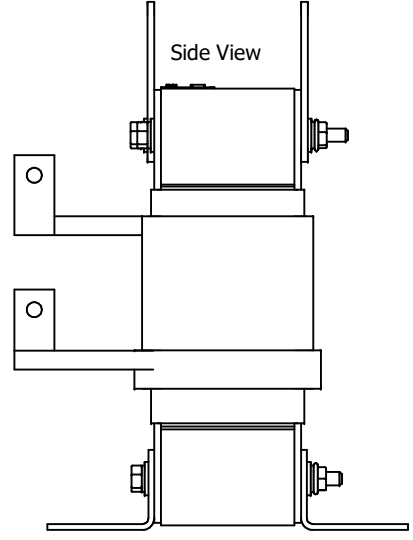


Part Number	Horsepower (HP)	Maximum Amps (A)	---uH+/-10%	Weight (LBS)	Losses (W)	Terminal Hole Size (Inches)
KLR130ACB	100	130	170	45	179	0.28



Markings on coil for reference only.



Material(s) Shall be RoHS Compliant

THE INFORMATION AND DESIGNS CONTAINED IN THIS DRAWING ARE CONFIDENTIAL AND THE PROPRIETARY PROPERTY OF ALLIED MOTION TECHNOLOGIES INC. AND ITS SUBSIDIARIES. NEITHER THIS DESIGN NOR ANY INFORMATION CONTAINED IN THIS DRAWING MAY BE REPRODUCED OR DISCLOSED TO OTHERS WITHOUT THE EXPRESS WRITTEN CONSENT OF ALLIED MOTION TECHNOLOGIES INC. AND ITS SUBSIDIARIES.

NO	REVISION	DATE	BY	SCALE
B	6575, 15465 to 32766 flag	2/20/2024	DSW	FRACTIONAL
A	Was KLR-24	10/20/2023	DSW	ANGULAR
NO				

TOLERANCES (EXCEPT AS NOTED)	DECIMAL	FRACTIONAL	ANGULAR
	.XX ± .25	1/32	± 1°
	.XXX ± .10		

TCI W132N10611 (Rev 13 Feb 2024)
 Germantown, WI 53022 © 2024 TCI, LLC
 An **Allied Motion Company**
KLR130ACB
 480V, 100HP, 3 Phase, UL Recognized
 DESIGNED BY: DSW DATE: 10/20/2023 FILE: 109515DG
 SCALE: 1:1.8 DRAWN BY: DSW SHEET: SHT 1 OF 1