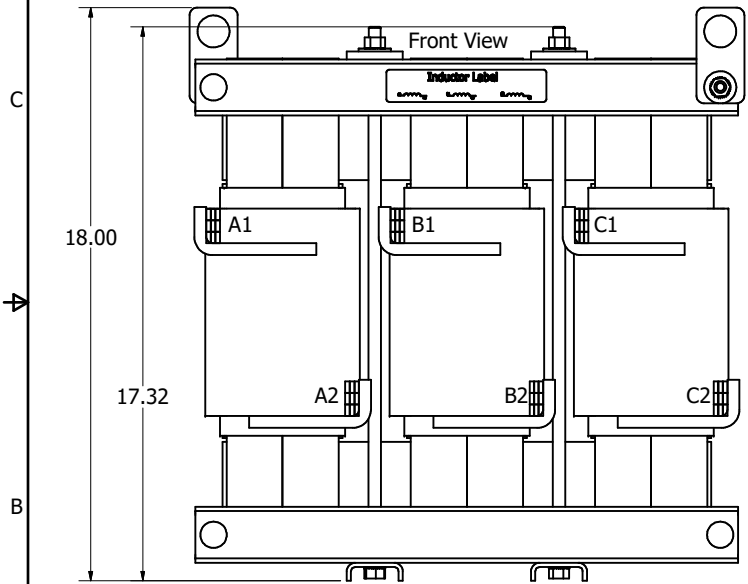
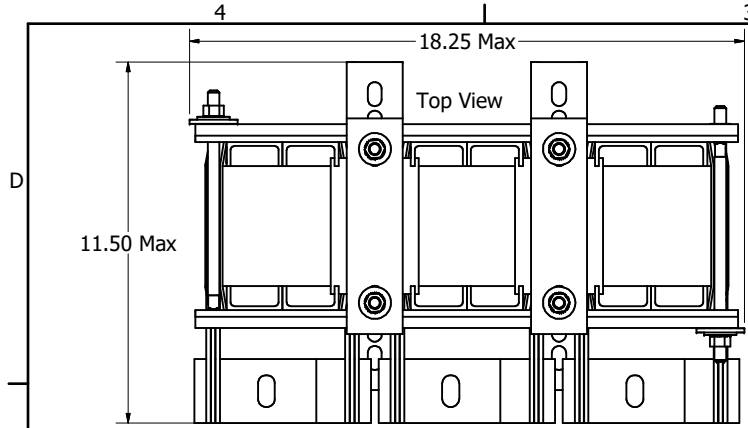
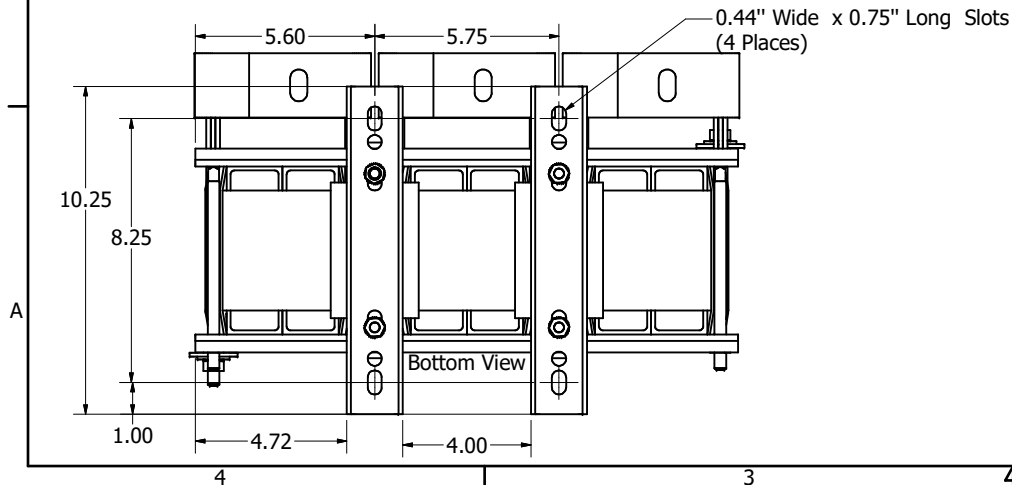
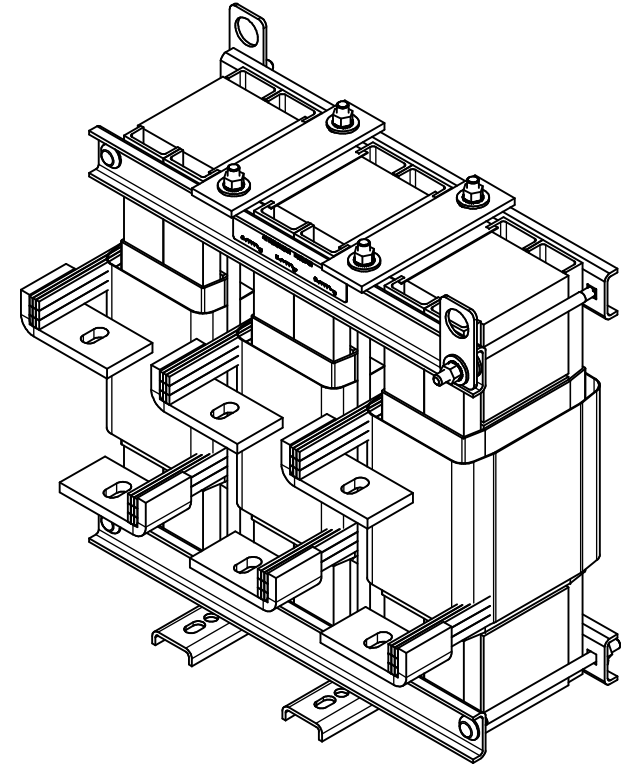
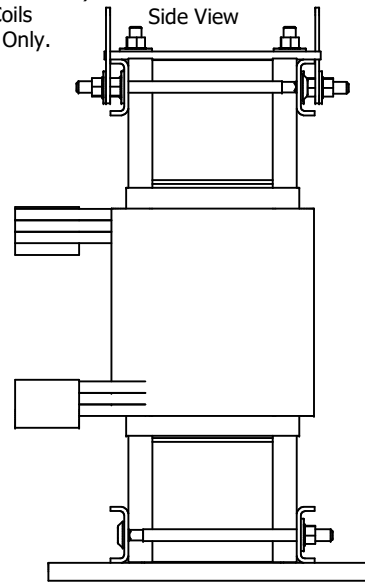


HP	TCI Part #	-- Amps (A)	--uH +/-10%	Weight (LBS)	Terminal Flag Hole Size	Available Lug Kit
500	KLR750CCB	750	49	260	0.53 x 1.00 Slot	SLK15
500	KLR750ACB	750	29	255	0.53 x 1.00 Slot	SLK15

System Voltage, 480V, 50/60Hz.



(Customer Connections)
Markings On Coils
For Reference Only.



Customer Is Responsible For Installation to
Meet All National And Local Electrical Codes.

Material(s) Shall be RoHS Compliant

DIMENSIONS IN INCHES (EXCEPT AS NOTED) TOLERANCES (EXCEPT AS NOTED) DECIMAL .XX ± .25 .XXX ± .10 FRACTIONAL ± 1/32 ANGULAR ± 1°	THE INFORMATION AND DESIGN CONTAINED IN THIS DRAWING ARE CONFIDENTIAL AND THE PROPRIETARY PROPERTY OF ALLIANT INC. AND ITS SUBSIDIARIES. NEITHER THIS DESIGN NOR ANY INFORMATION CONTAINED IN THIS DRAWING MAY BE REPRODUCED OR DISCLOSED TO OTHERS WITHOUT THE EXPRESS WRITTEN CONSENT OF ALLIANT INC. AND ITS SUBSIDIARIES.		DESIGNED BY DSW	DATE 12/23/19		W132N10611 Grant Drive Germantown, WI 53022 © 2025 Alliant Inc.
	G 7473 Update Cut Length 05/05/26 DSW	F 7168 Top Channel to plate 8/12/25 DSW	A 5014 Drawing was KLR-56 12/23/19 DSW	NO ECO REVISION DATE BY	SCALE 1/3	DEN. NO. 108379DG

KLR750, 480V, 750A, 500HP

108379DG

SHT.1 OF 1