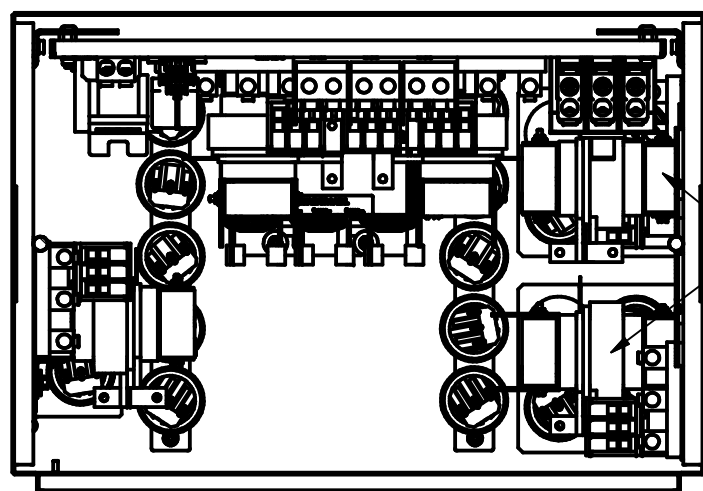
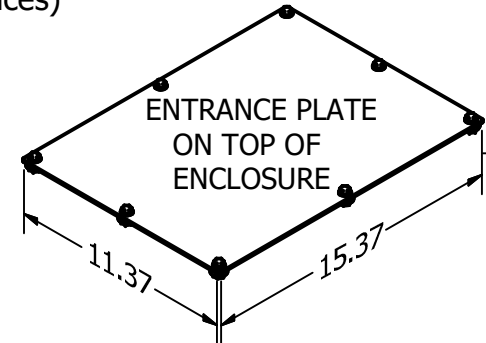


| PFC0300AW1-----               |       |       |       |       |       |       |
|-------------------------------|-------|-------|-------|-------|-------|-------|
| Components                    | A020C | B020C | C020C | A120C | B120C | C120C |
| Trap Reactor (TR)             | x     | x     | X     | X     | x     | x     |
| Capacitor (Cap)               | x     | x     | X     | X     | x     | x     |
| Trap Fusing, FU1, FU2, FU3    | x     | x     | X     | X     | x     | x     |
| Contactor (CNT)               | x     | x     | X     | X     | x     | x     |
| Transformer And Fusing (XFMR) | x     | x     | X     | X     | x     | x     |
| Controller                    | x     | x     | X     | X     | x     | x     |
| Fuse Monitor                  |       | x     | X     |       | x     | x     |
| Fuse Indicating Light         |       |       | X     |       |       | x     |
| Power Distribution Block      | x     | x     | X     | X     | x     | x     |
| Circuit Breaker               |       |       |       | x     | x     | x     |



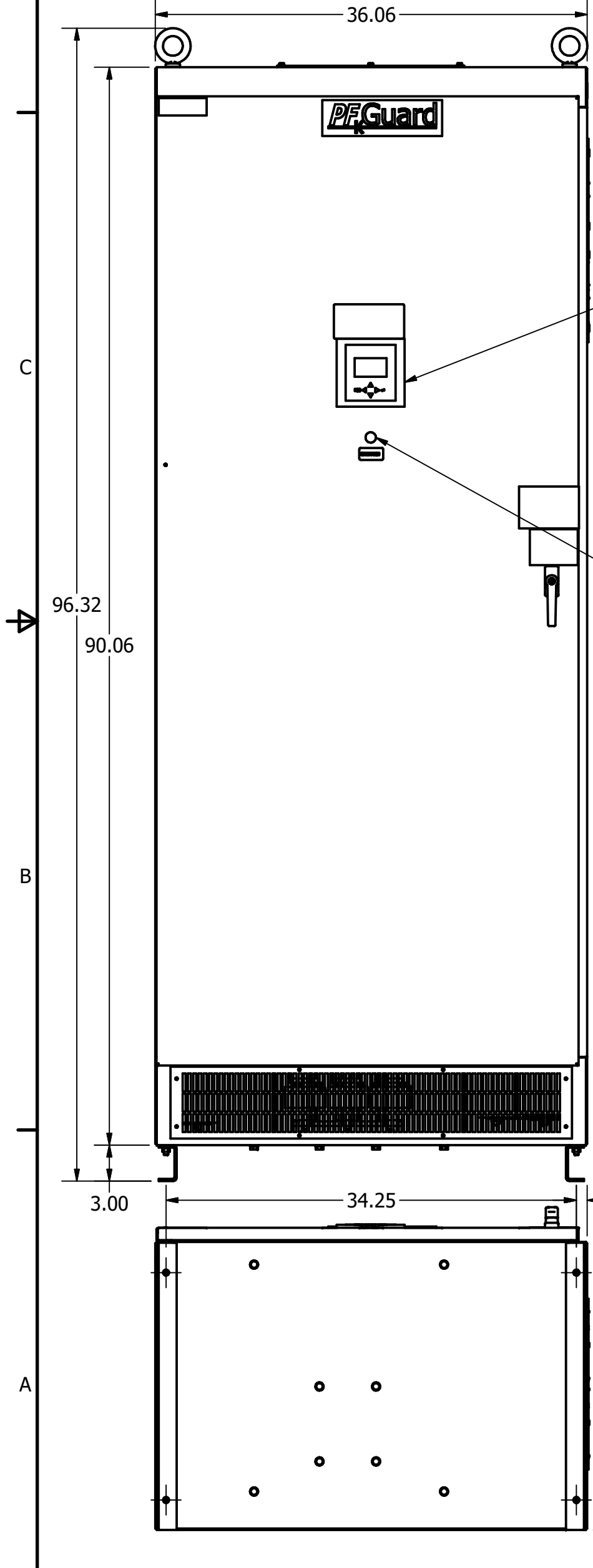
SECTION B-B

50kVar Step Panels (3 Places)



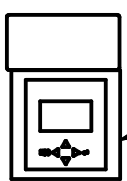
(3) 6" Fans

Customer Input Connection (500MCM-4 AWG Wire Range) And Ground Connection. (2x 350MCM-6 AWG Wire Range) See IOM Manual For Torque Information



NOTE: 6" Clearance Needed For Air Flow

Air Flow



Automatic PF Correction Controller

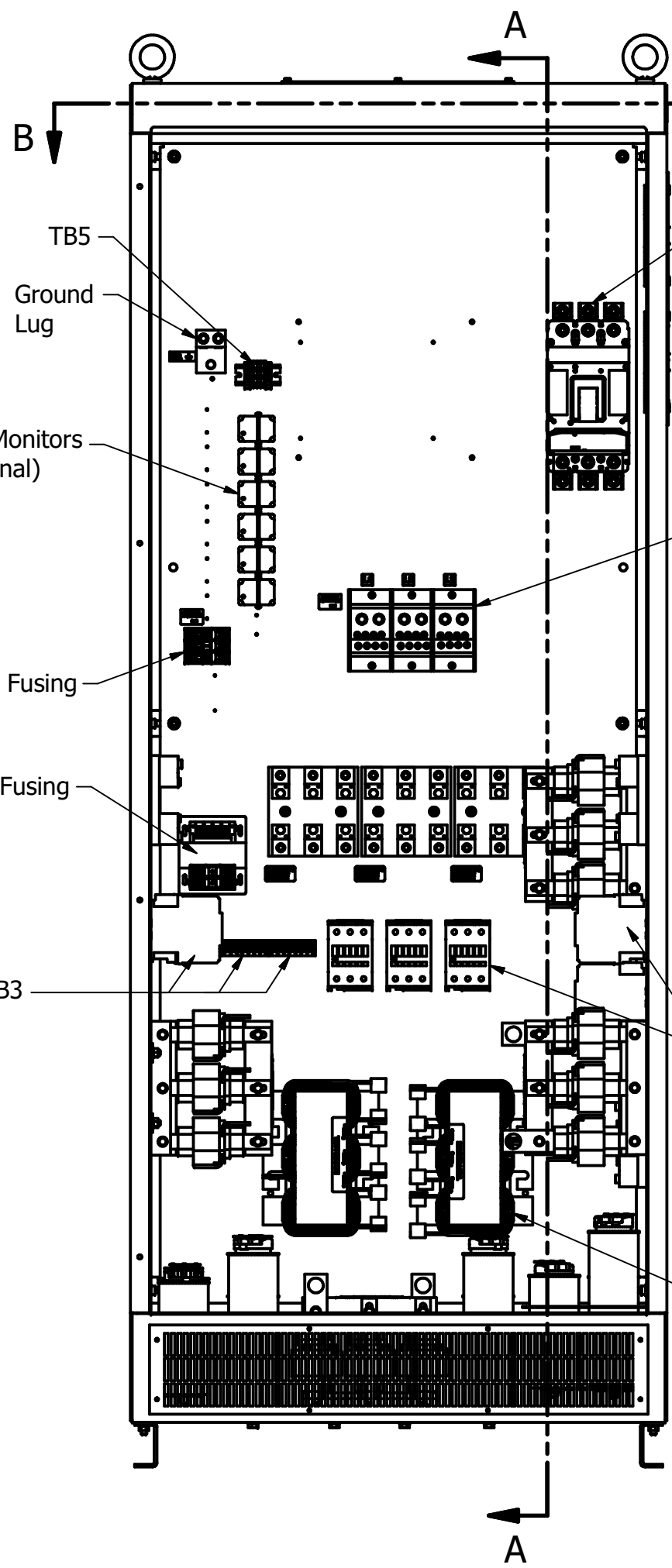
Open Fuse Light (Optional)

90.06

96.32

19.00

2.50



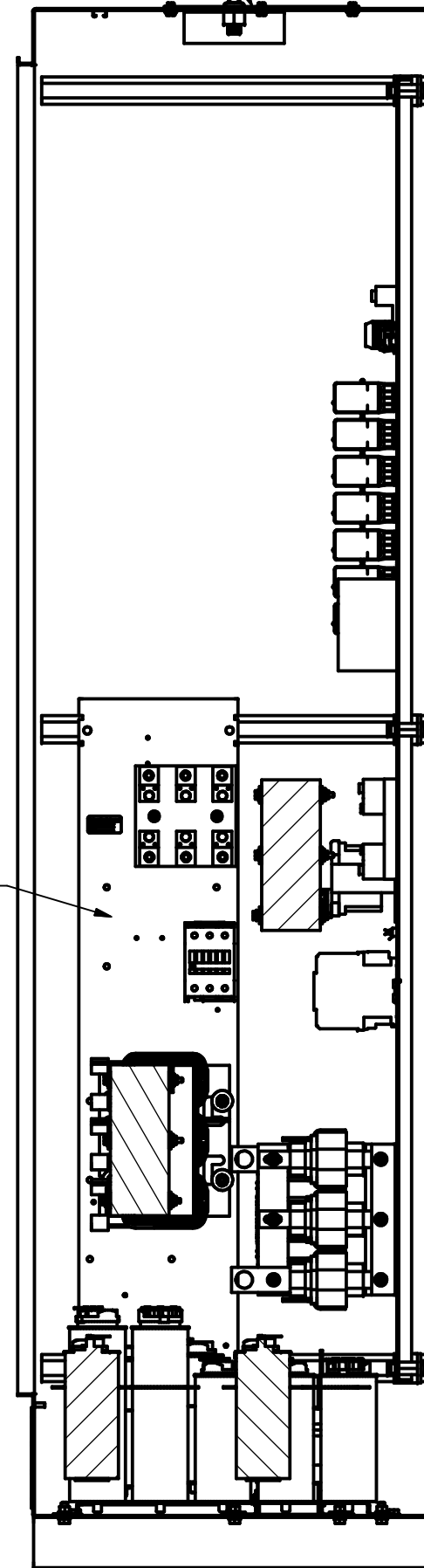
Circuit Breaker (Optional)

Power Distribution Block

50kVar Step Panels (3 Places)

50kVar Step Contactors (6 Places)

KTR50A64J (6 Places)

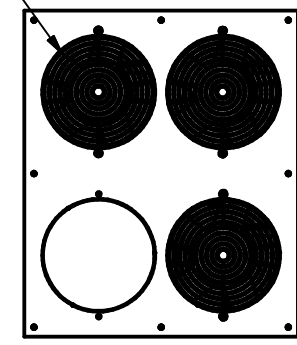


SECTION A-A

Air Flow

26.96

24.06



For Schematic, See Drawing# 108378S

Customer Is Responsible For Installation to Meet All National And Local Electrical Codes.

PFC0300AW1C120C Shown  
300kVar, 6 Steps  
(6-50kVar), 480V  
APPROX WEIGHT: 1250LBS

Material(s) Shall be RoHS Compliant

TCl, LLC CLAIMS PROPRIETARY RIGHTS IN THE MATERIAL HEREIN DISCLOSED. IT IS SUPPLIED WITHOUT PREJUDICE TO ANY PATENT RIGHTS OF TCl AND MAY NOT BE REPRODUCED OR USED TO MANUFACTURE ANYTHING SHOWN THEREIN WITHOUT WRITTEN PERMISSION FROM TCl.

| TOLERANCES (EXCEPT AS NOTED) |        |       |  |
|------------------------------|--------|-------|--|
| DECIMAL                      |        |       |  |
|                              | .XX    | ± .25 |  |
|                              | .XXX   | ± .10 |  |
| FRACTIONAL                   |        |       |  |
|                              | ± 1/16 |       |  |
| ANGULAR                      |        |       |  |
|                              | ± 1°   |       |  |

**TCl** W132 N10611 Grant Drive  
Germantown, WI 53022

PFC0300AW1--20C  
300kVar, 6 Steps (6-50kVar), 480V

DRN BY: JRN DATE: 12/23/19 108378DG  
SCALE: 1/10 APRVD: SIZE: C SHT. 1 OF 1

