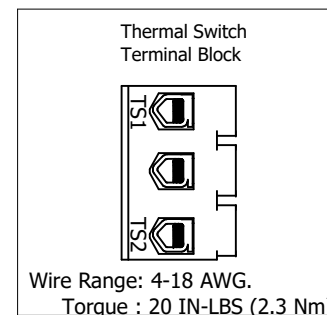
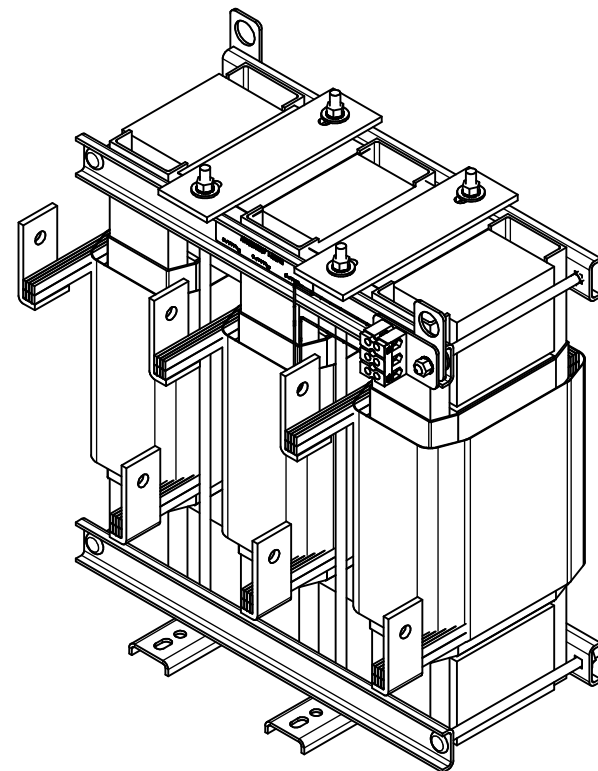
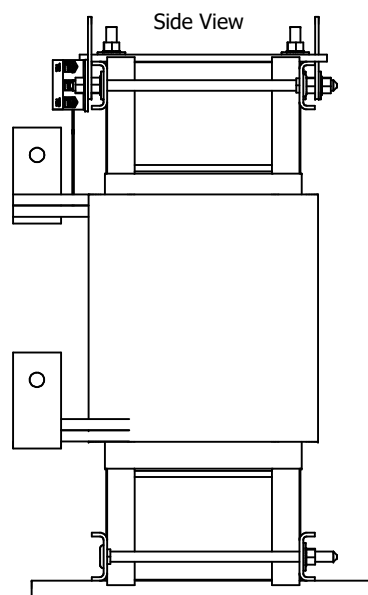


TCI Part Number	Amps (A)	Rated Voltage	uH +/- 5%	Approx Weight (LBS)	Terminal Hole Size	AvailableLug Kit
KTRMG500C	500	600	120	480	0.53	SLK14

Markings On Coils For Reference Only.



Customer Is Responsible For Installation
To Meet All NationalAnd Local Electrical Codes.
Material(s) Shall be RoHS Compliant

DIMENSIONS IN INCHES (EXCEPT AS NOTED) TOLERANCES (EXCEPT AS NOTED) DECIMAL .XX ± .25 .XXX ± .10 FRACTIONAL ± 1/32 ANGULAR ± 1°		THE INFORMATION AND DESIGNS CONTAINED IN THIS DRAWING ARE CONFIDENTIAL AND THE PROPRIETARY PROPERTY OF ALLIENT INC. AND ITS SUBSIDIARIES. NEITHER THIS DESIGN NOR ANY INFORMATION CONTAINED IN THIS DRAWING MAY BE REPRODUCED OR DISCLOSED TO OTHERS WITHOUT THE EXPRESS WRITTEN CONSENT OF ALLIENT INC. AND ITS SUBSIDIARIES.		DESIGNED BY DSW DATE 9/2/25		W132N10611 Grant Drive Germantown, WI 53022 © 2025 Allient Inc.	
C 7192		108097-1 to 108097-5, (Design updated)		9/2/25		KTRMG500C 600V, 500A, Sinewave Inductor	
NO ECO		REVISION		DATE		SCALE 1:3.5	
				BY		108097-5DG	
						SHT. 1 OF 1	