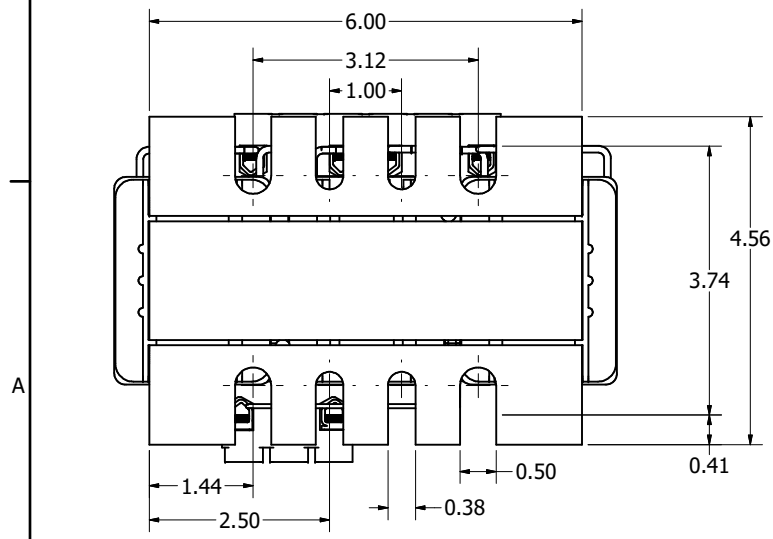
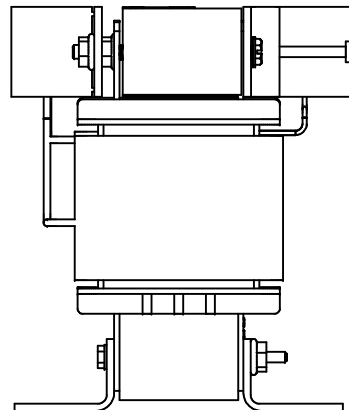
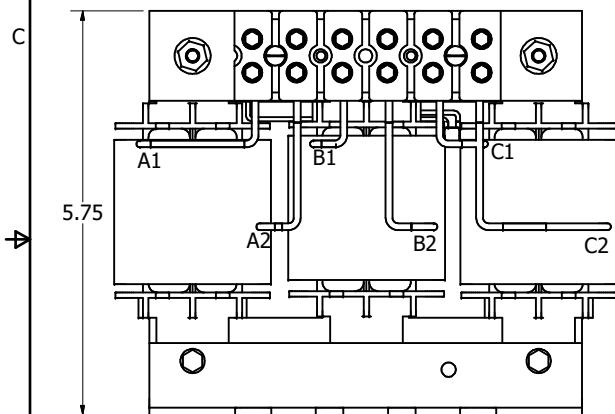
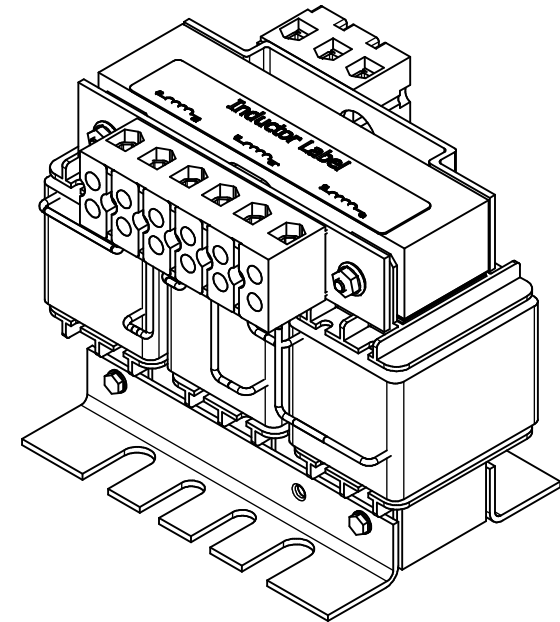



TCI Part Number	Amps Max (A)	Rated Voltage (V)	Hz	---uH ±5%	Approx Weight (LBS)
KTRMG16A	16	480	60	2990	17
KTRMG10C	10	600	60	5980	17
KTRMG12C	12	600	60	4980	18



Material(s) Shall be RoHS Compliant

Dimensions are in inches unless otherwise specified.

Customer Is Responsible For Installation
To Meet All National And Local Electrical Codes.

THE INFORMATION AND DESIGNS CONTAINED IN THIS DRAWING ARE CONFIDENTIAL AND THE PROPRIETARY PROPERTY OF ALLIED MOTION TECHNOLOGIES INC. AND ITS SUBSIDIARIES. NEITHER THIS DESIGN NOR ANY INFORMATION CONTAINED IN THIS DRAWING MAY BE REPRODUCED OR DISCLOSED TO OTHERS WITHOUT THE EXPRESS WRITTEN CONSENT OF ALLIED MOTION TECHNOLOGIES INC. AND ITS SUBSIDIARIES.				TOLERANCES (EXCEPT AS NOTED)	 An Allied Motion Company WT132N10611 (Rev. 1/16) Germantown, NJ 08052	
				XXX ± .25		
				XXX ± .10		
	F 6984 Add Max Dims	3/21/2024	D5W	KTRMG E Frame, Terminal Block		
	E 6839, Match Revisions	10/14/2024	DSW	Reactor Drawing		
	A Combined Drawings, Added TS	03/29/19	JRN			
NO	REVISION	DATE	BY	ANGULAR SCALE: 3/4"	DATE: 03/29/19	08058D8J
				± 1°	APPROVED:	SHEET 1 OF 1