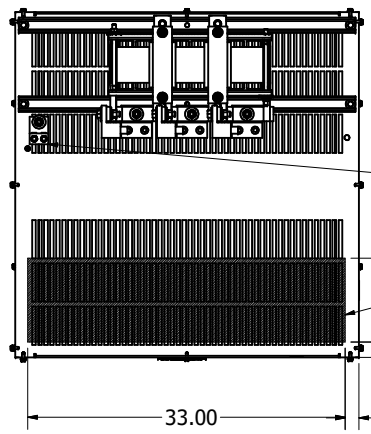
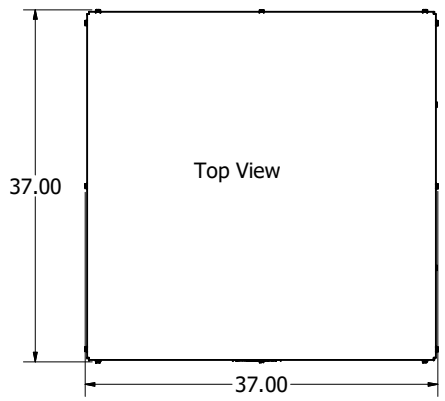
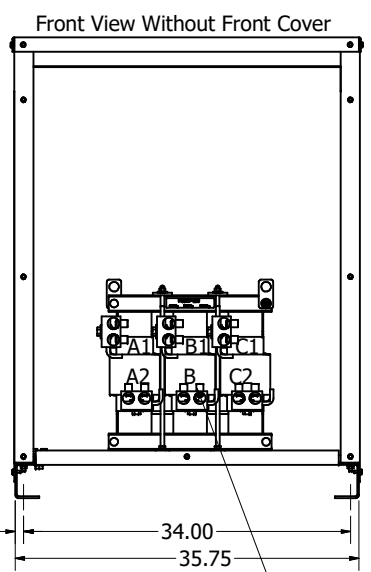
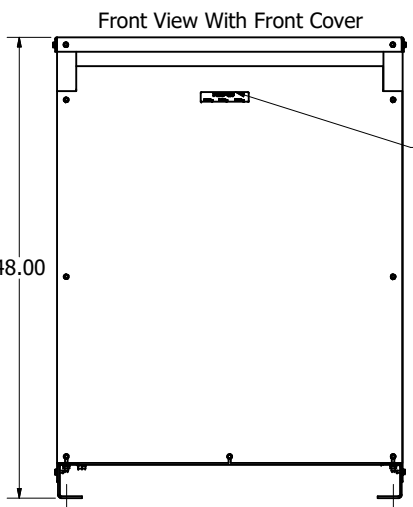


575 Rated Voltage, 600 Max Voltage, High Z, Impedance.							
Part Number	Horsepower (HP)	Motor Amps (A)	Maximum Amps (A)	Inductance (uH)	Weight (LBS)	Losses (W)	Attached Lug Kit
KDRULX45HE01	700	672	760	57	525	1393	SLK15

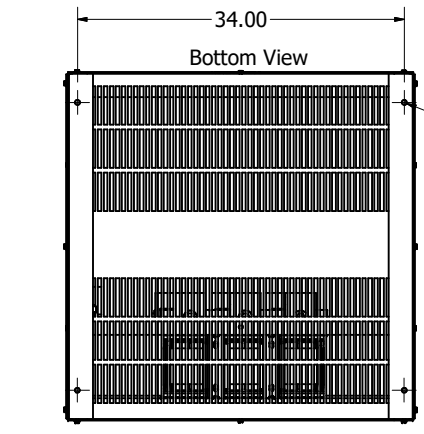
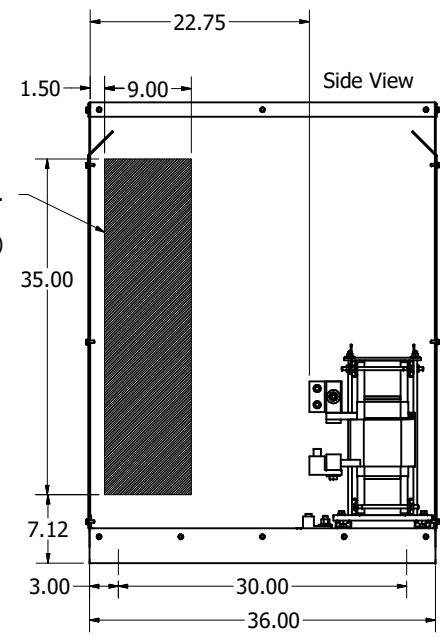


Ground Lug.  
See IOM Manual, Part# 30895  
Table 2S350, Wire Size And  
Torque.

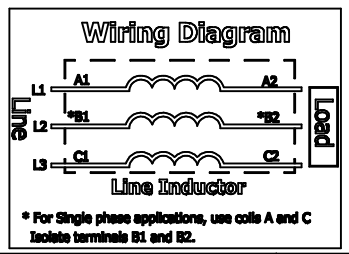
Suggested  
Customer Wire Entrance  
Bottom Of Enclosure.  
See Note: 5  
(Non Removeable Panel)



Suggested  
Customer Entrance  
Either Side Of Enclosure.  
See Note: 5  
(Non Removeable Panel)



(Customer Connections)  
Markings On Coils  
For Reference Only.



- Note:
1. UL file number: cULus Listed File E116124.
  2. KDR Drive Inductors Comply With The Thermal and Altitude Standards Set Forth by NEMA ST20-1992.
  3. For Terminal Torques And Wire Size See, KDR IOM Manual, Part Number 30895
  4. Material(s) Shall be RoHS Compliant
  5. Customer Is Responsible For Installation To Meet All National And Local Electrical Codes.

DIMENSIONS IN INCHES (EXCEPT AS NOTED)		TOLERANCES (EXCEPT AS NOTED)		DECIMAL		FRACTIONAL		ANGULAR		THE INFORMATION AND DESIGN CONTAINED IN THIS DRAWING ARE CONFIDENTIAL AND THE PROPRIETARY PROPERTY OF ALLIENT INC. AND ITS SUBSIDIARIES. NEITHER THIS DESIGN NOR ANY INFORMATION CONTAINED IN THIS DRAWING MAY BE REPRODUCED OR DISCLOSED TO OTHERS WITHOUT THE EXPRESS WRITTEN CONSENT OF ALLIENT INC. AND ITS SUBSIDIARIES.		DESIGNED BY DSW	DATE 04/16/18	 W132N10611 Grant Drive Germantown, WI 53022 © 2026 Allient Inc.
XX ± .25	.XXX ± .10	FRACTIONAL ± 1/32	ANGULAR ± 1°	B	7551	Update Title Block	6/24/26	DSW	KDRULX45HE01 Enclosed, Type 1					
NO	ECO	REVISION	DATE	BY	1/10	DSW	04/16/18	SCALE	1/10	DES. NO.	107616-6DG	SIZE	C	SHT. 1 OF 1