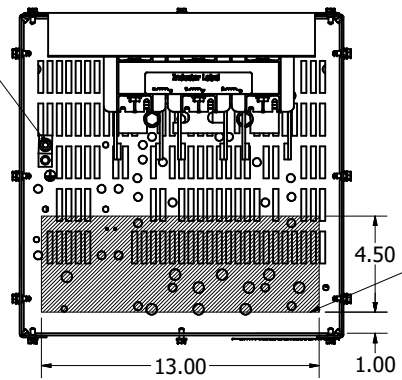
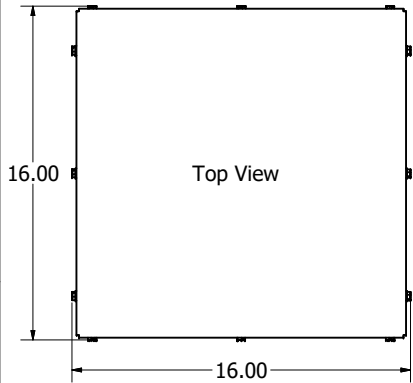


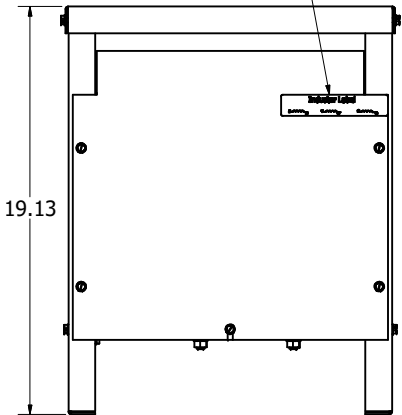
Ground Lug.
See IOM Manual, Part# 30895
Table S2/0, Wire Size And Torque.

For Electrical Information See: KDRF25H, KDR26H, KDRF24L, KDRF25L
KDRF3L, KDRF45L, KDRF3P, KDRF33P.

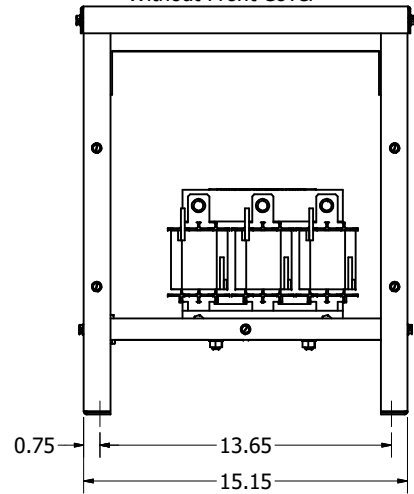


Suggested
Customer Wire Entrance
Bottom Of Enclosure.
See Note: 5
(Non Removeable Panel)

Front View
With Front Cover

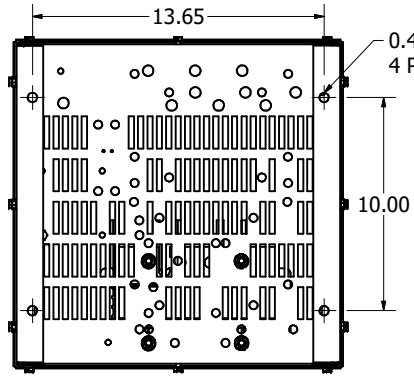
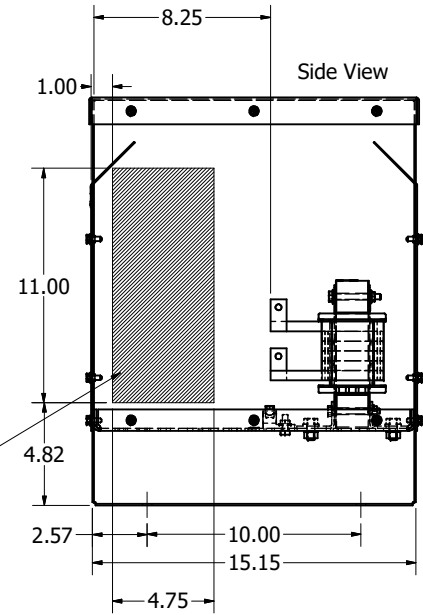


Front View
Without Front Cover



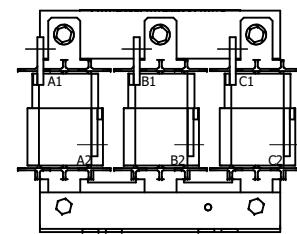
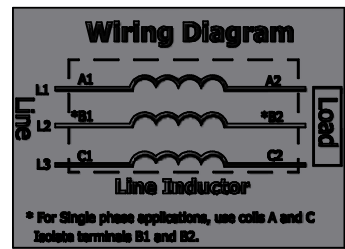
Suggested
Customer Entrance
Either Side Of Enclosure.
See Note: 5
(Non Removeable Panel)

Side View



0.44 Dia Mounting Holes,
4 Places, (Bottom of Enclosure)

Markings On
Coil For
Reference Only.



Notes:

1. UL file number: cULus Listed File E116124.
2. KDR Drive Inductors Comply With The Thermal and Altitude Standards Set Forth by NEMA ST20-1992.
3. KDR IOM Manual Part Number 30895
4. Material(s) Shall be RoHS Compliant
5. Customer Is Responsible For Installation To Meet All National And Local Electrical Codes.

DIMENSIONS IN INCHES (EXCEPT AS NOTED) TOLERANCES (EXCEPT AS NOTED) DECIMAL: .XX ± .25 .XXX ± .10 FRACTIONAL ± 1/32 ANGULAR ± 1°		THE INFORMATION AND DESIGN CONTAINED IN THIS DRAWING ARE CONFIDENTIAL AND THE PROPRIETARY PROPERTY OF ALLIANT INC AND ITS SUBSIDIARIES. NEITHER THIS DESIGN NOR ANY INFORMATION CONTAINED IN THIS DRAWING MAY BE REPRODUCED OR DISCLOSED TO OTHERS WITHOUT THE EXPRESS WRITTEN CONSENT OF ALLIANT INC AND ITS SUBSIDIARIES.		DSN BY: DSW	DATE: 03/12/18	<p>W132N10611 Grant Drive Germantown, WI 53022 © 2026 Alliant Inc.</p>
C	7560	Update title block	6/22/26	DSW	<p>KDR F Frame Type I Enclosure</p>	
B	6516	Flag Termination Change	12/20/23	DSW		
A		As Designed	03/12/18	DSW		
NO	ECO	REVISION	DATE	BY		
SCALE: 1:4.5				DSN NO: 107574-1DG	SIZE: C	SHT. OF 0