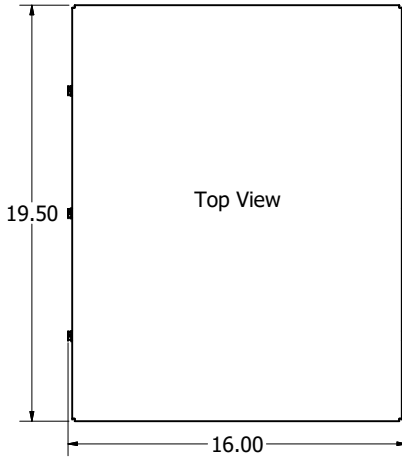
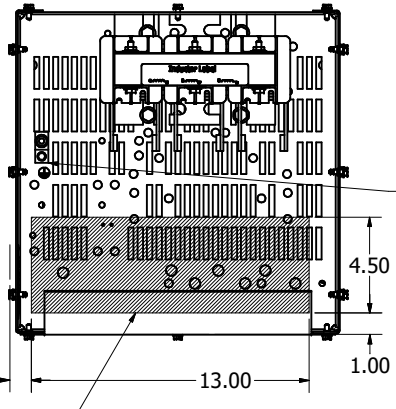


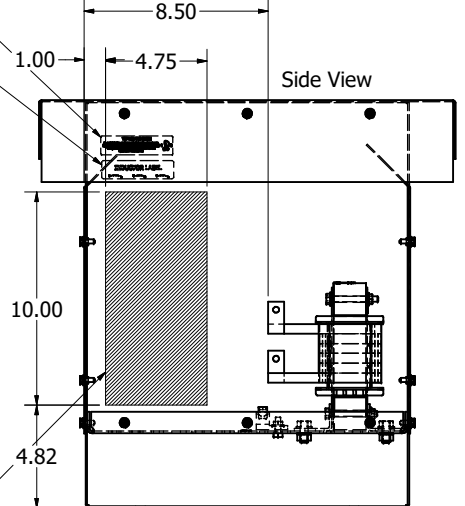
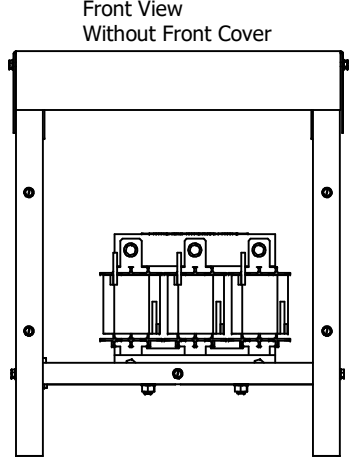
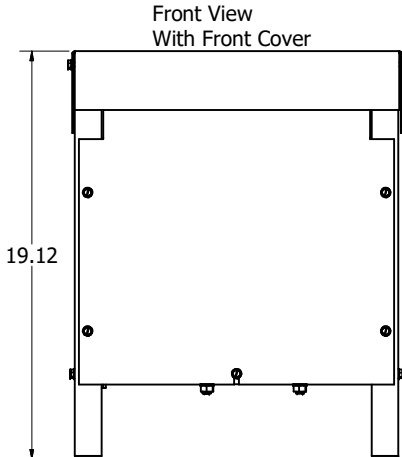
For Electrical Information See: KDRF25H, KDR26H, KDRF24L, KDRF25L, KDRF3L, KDRF45L, KDRF3P, KDRF33P.



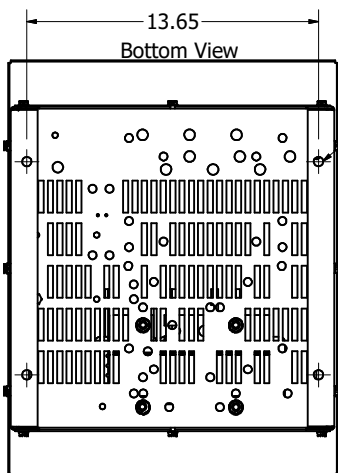
Suggested Customer Wire Entrance Bottom Of Enclosure. See Note: 5 (Non Removeable Panel)



"Product Label and UL Enclosure Label on Inside of Enclosure"

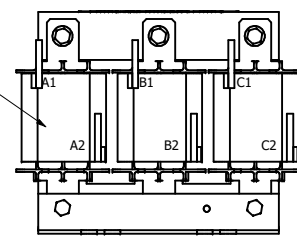


Suggested Customer Entrance Either Side Of Enclosure. See Note: 5 (Non Removeable Panel)



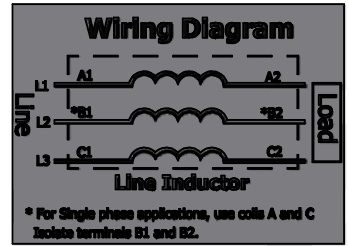
0.44 Dia Mounting Holes, 4 Places, (Bottom of Enclosure)

Markings On Coil For Reference Only.



Notes:

1. UL file number: cULus Listed File E116124.
2. KDR Drive Inductor Comply With The Thermal and Altitude Standards Set Forth by NEMA ST20-1992.
3. KDR IOM Manual Part Number 30895
4. Material(s) Shall be RoHS Compliant
5. Customer Is Responsible For Installation To Meet All National And Local Electrical Codes.



DIMENSIONS IN INCHES (EXCEPT AS NOTED) TOLERANCES (EXCEPT AS NOTED) DECIMAL: .XX ± .25 .XXX ± .10 FRACTIONAL ± 1/32 ANGULAR ± 1°		THE INFORMATION AND DESIGN CONTAINED IN THIS DRAWING ARE CONFIDENTIAL AND THE PROPRIETARY PROPERTY OF ALLIENT INC. AND ITS SUBSIDIARIES. NEITHER THIS DESIGN NOR ANY INFORMATION CONTAINED IN THIS DRAWING MAY BE REPRODUCED OR DISCLOSED TO OTHERS WITHOUT THE EXPRESS WRITTEN CONSENT OF ALLIENT INC. AND ITS SUBSIDIARIES.		DESIGNED BY: DSW	DATE: 04/23/18		W132N10611 Grant Drive Germantown, WI 53022 © 2026 Allient Inc.
C	7560	Update Title Block	06/22/26	DSW			
B	6516	Change to Flugs	06/22/26	DSW			
A		As Drawn	04/23/18	DSW			
NO	ECO	REVISION	DATE	BY	SCALE: 1:4.5	DEN. NO: 107552-1DG	SIZE: C
KDR F Frame Enclosed Type 3R							SHT. 1 OF 1