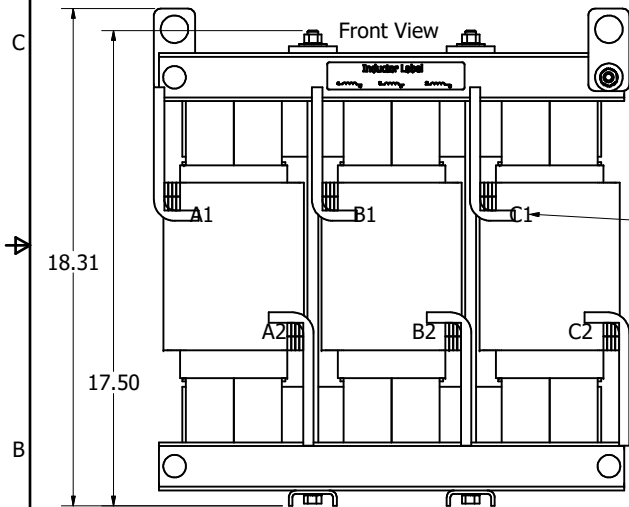
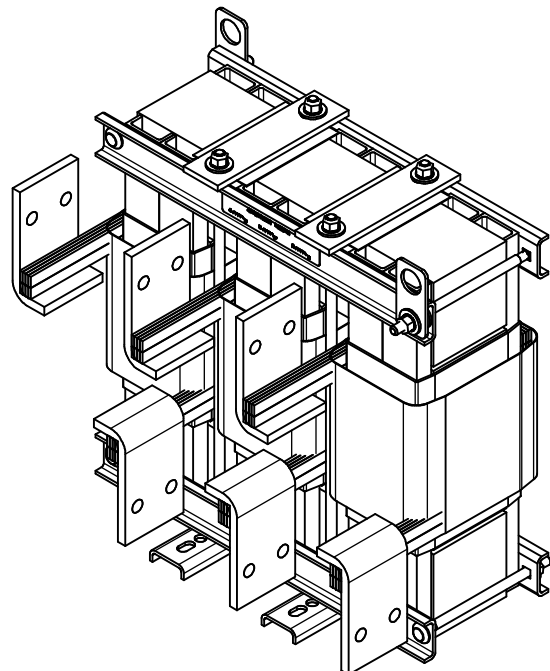
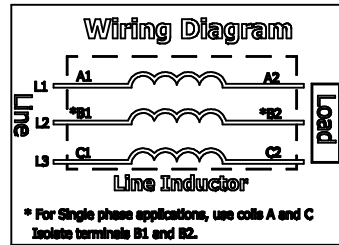
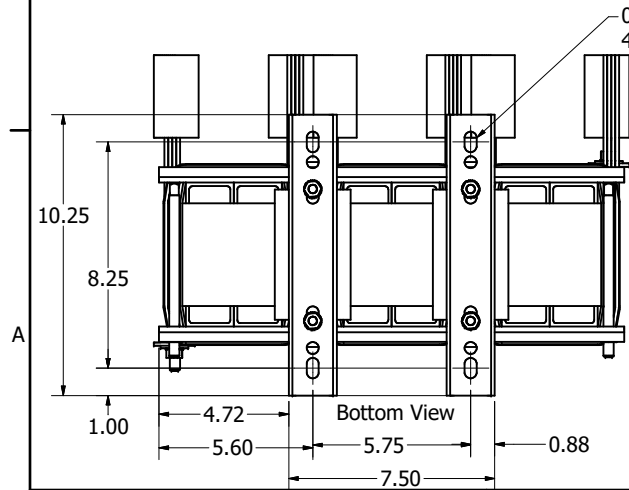
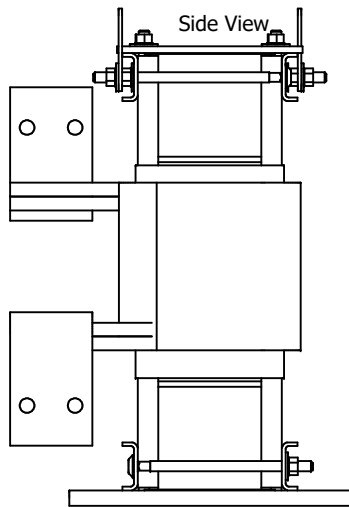


575 Rated Voltage, 600 Max Voltage, High Z, Impedance.								
Part Number	Horsepower (HP)	Motor Amps (A)	Maximum Amps (A)	Inductance (uH)	Losses (W)	Weight (LBS)	Available Lug Kit	Terminal Hole Size (Inches)
KDRX41L	900	864	900	26.6	1075	280	SLK16	0.53

575 Rated Voltage, 600 Max Voltage, High Z, Impedance.								
Part Number	Horsepower (HP)	Motor Amps (A)	Maximum Amps (A)	Inductance (uH)	Losses (W)	Weight (LBS)	Available Lug Kit	Terminal Hole Size (Inches)
KDRX44H	800	768	840	49.8	1100	310	SLK16	0.53



(Customer Connections) Markings On Coils For Reference Only.



Notes:

1. KDR Lug Kits sold separately. Contact TCI.
2. UL file number: cULus Listed File E116124.
3. KDR Drive Inductors Comply With The Thermal and Altitude Standards Set Forth by NEMA ST20-1992.
4. KDR IOM Manual Part Number 30895
5. Material(s) Shall be RoHS Compliant
6. Customer Is Responsible For Installation To Meet All National And Local Electrical Codes.

THE INFORMATION AND DESIGNS CONTAINED IN THIS DRAWING ARE CONFIDENTIAL AND THE PROPRIETARY PROPERTY OF ALLIED MOTION TECHNOLOGIES INC. AND ITS SUBSIDIARIES. NEITHER THIS DESIGN NOR ANY INFORMATION CONTAINED IN THIS DRAWING MAY BE REPRODUCED OR DISCLOSED TO OTHERS WITHOUT THE EXPRESS WRITTEN CONSENT OF ALLIED MOTION TECHNOLOGIES INC. AND ITS SUBSIDIARIES.				TOLERANCES (EXCEPT AS NOTED) DECIMAL D 7472, Rated Voltage 575v 4/13/26 DSW .XX ± .25 C 6688, X44H, 850A to 840A 6/20/2024 DSW .XXX ± .10		 W132N10611 (Rev 13) Rev 5 Germantown, WI 53022 © 2026 TCI, LLC An Official Motion Group Company KDR X Frame Copper Bus Reactor Drawing	
B 5796, Title blk updated, chg lift ring sides 12/8/2021 DSW		FRACTIONAL ± 1/16		DWN BY: DSW DATE: 3/5/2018		107539-1DG	
A Combined drawings 3/5/2018 DSW		ANGULAR ± 1°		SCALE: 1:3.5		SHT 1 OF 1	
NO REVISION		DATE BY					