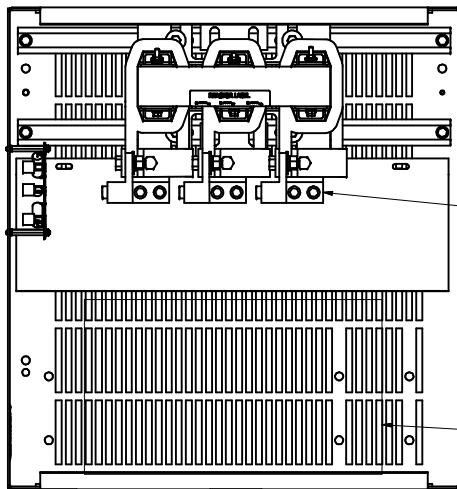


SEE V1K INSTALLATION GUIDE FOR TERMINAL WIRE SIZE AND TORQUE  
 NOTE: MAINTAIN CLEARANCE OF 3 INCHES ON ALL SIDES TO OTHER EQUIPMENT

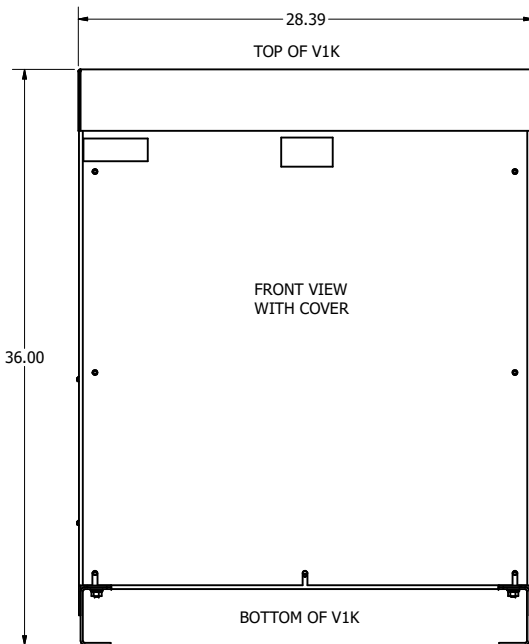
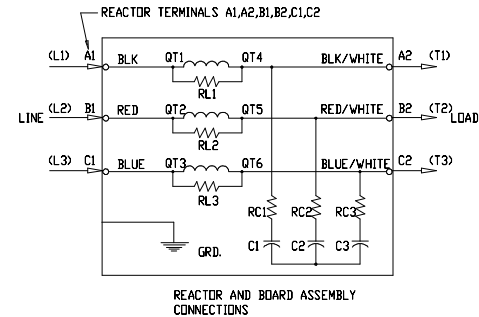
V1K Part Number	Max Voltage	Amps	Phase	Weight (LBS)
V1K600A03	600	600	3	297
V1K600A03EX	600	600	3	297



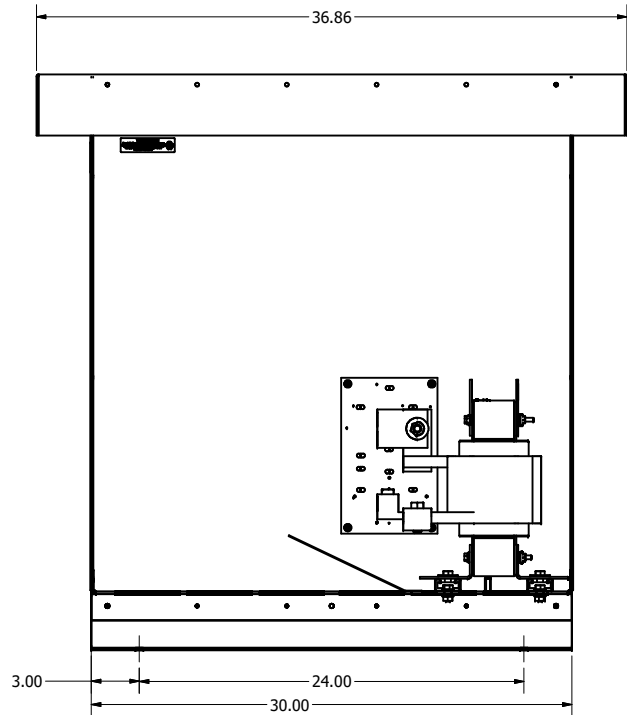
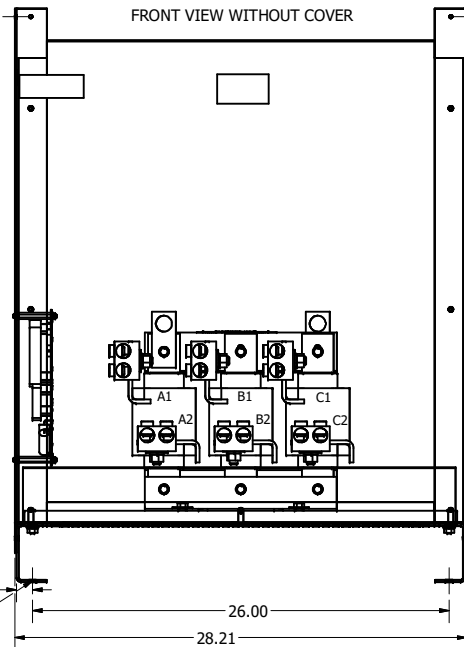
(CUSTOMER CONNECTIONS) MARKINGS ON COIL FOR REFERENCE ONLY

SUGGESTED CUSTOMER ENTRY SIDE OF ENCLOSURE

SUGGESTED CUSTOMER ENTRY BOTTOM OF ENCLOSURE



MOUNTING ORIENTATION UP



MATERIAL(S) SHALL BE RoHS COMPLIANT

NOTE: USE ONLY HUBS OR FITTINGS THAT COMPLY WITH UL514B FOR TYPE 3R ENCLOSURES

CUSTOMER IS RESPONSIBLE FOR INSTALLATION TO MEET ALL NATIONAL AND LOCAL ELECTRICAL CODES

TCl, LLC CLAIMS PROPRIETARY RIGHTS IN THE MATERIAL HEREIN DISCLOSED. IT IS SUPPLIED WITHOUT PREJUDICE TO ANY PATENT RIGHTS OF TCl AND MAY NOT BE REPRODUCED OR USED TO MANUFACTURE ANYTHING SHOWN THEREIN WITHOUT WRITTEN PERMISSION FROM TCl.

NO	REVISION	DATE	BY	TOLERANCES (EXCEPT AS NOTED)
D	4658 Rated To Max Voltage	03/04/19	JRN	DECIMAL .XX ± .25 .XXX ± .10
C	4030 DRAWING UPDATE	6/30/17	JSM	FRACTIONAL ± 1/16
NO	REVISION	DATE	BY	ANGULAR ± 1°

**TCl** W132 N10611 Grant Drive  
 Germantown, WI 53022

V1K, TYPE 3R  
 600 AMPS

DRN BY: JSM DATE: 6/30/17  
 SCALE: NONE DRAWN BY: JSM DATE: 6/30/17  
 FILE: 104239DG  
 SHEET 1 OF 1