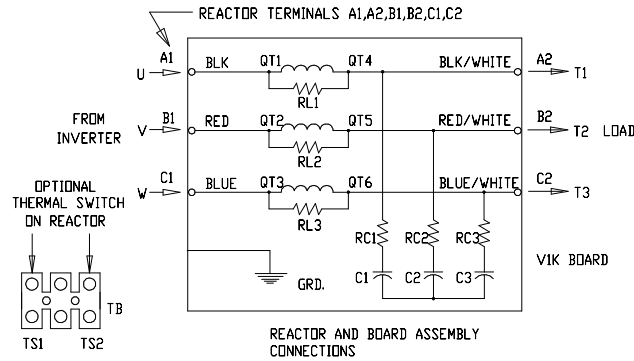
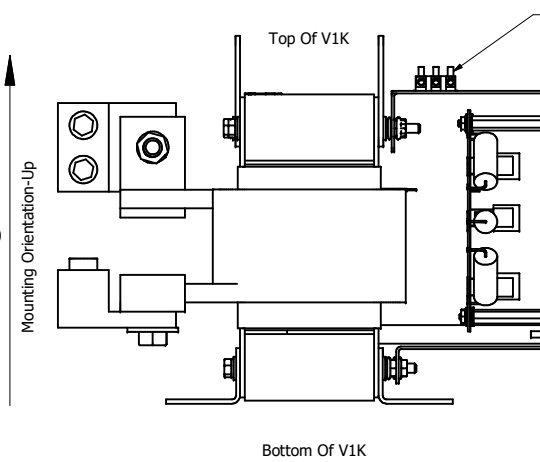
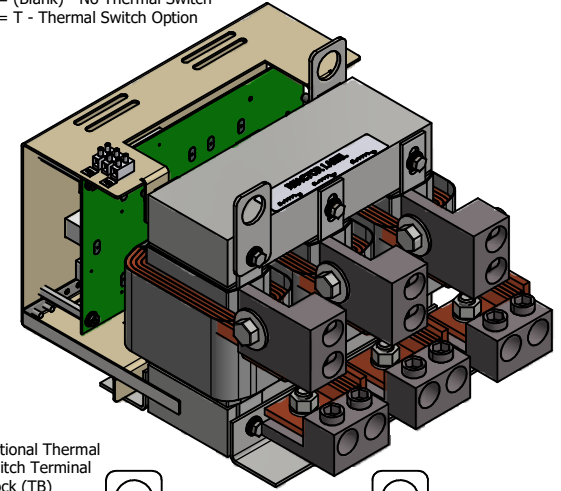


See V1K Installation Guide For Terminal Wire Size And Torque Information.  
Note: Maintain Clearance of 3 Inches On All Sides To Other Equipment.



V1K Part Number	Max Voltage	Amps	Phase	Weight (LBS)
V1K480A00*	600	480	3	100
V1K480A00EX*	600	480	3	100

\* = (Blank) - No Thermal Switch  
\* = T - Thermal Switch Option



Customer Is Responsible For Installation To Meet All National And Local Electrical Codes.  
Dimensions are in inches unless otherwise specified.  
Material(s) Shall be RoHS Compliant

THE INFORMATION AND DESIGNS CONTAINED IN THIS DRAWING ARE CONFIDENTIAL AND THE PROPRIETARY PROPERTY OF ALLIED MOTION TECHNOLOGIES INC. AND ITS SUBSIDIARIES. NEITHER THIS DESIGN NOR ANY INFORMATION CONTAINED IN THIS DRAWING MAY BE REPRODUCED OR DISCLOSED TO OTHERS WITHOUT THE EXPRESS WRITTEN CONSENT OF ALLIED MOTION TECHNOLOGIES INC. AND ITS SUBSIDIARIES.				TOLERANCES (EXCEPT AS NOTED)		V1K Open	
L	6892, Termination Updated	12/4/2024	DSW	DECIMAL	.XX ± .25	W132N10611 (Rev 19) V1K	© 2022 TCI, LLC
K	6012 Added T/S Option	08/03/22	JRN	XXX ± .10			
J	5720, Update Board mounting	2/10/2022	DSW	FRACTIONAL	± 1/16		
I	4658 Rated to Max Voltage	03/06/2019	JRN	ANGULAR	± 1°		
H	4030, Combine V1k Drawings	6/19/17	DSW				
NO	REVISION	DATE	BY				
				TO FIT		102658DG	SHT 1 OF 1