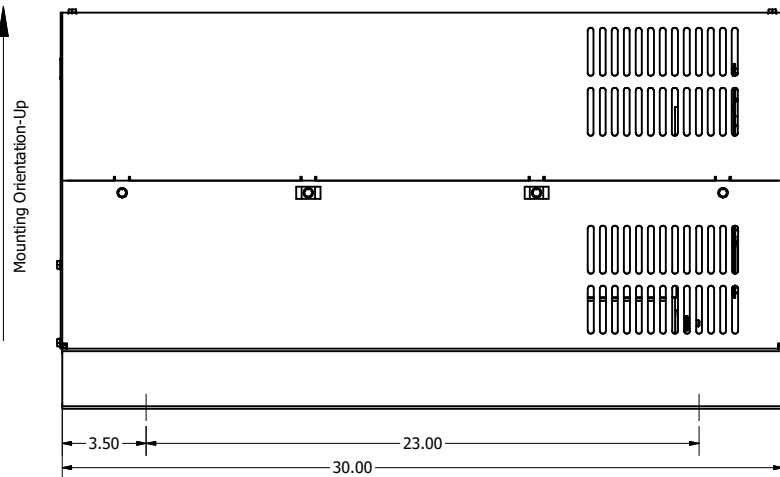
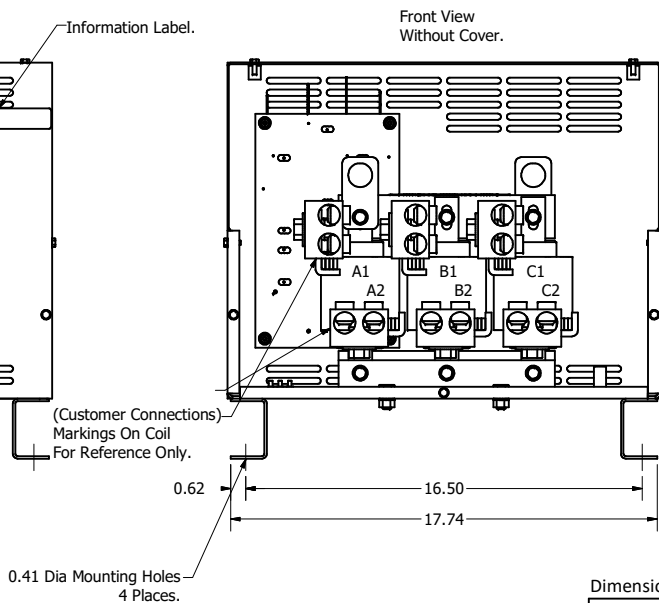
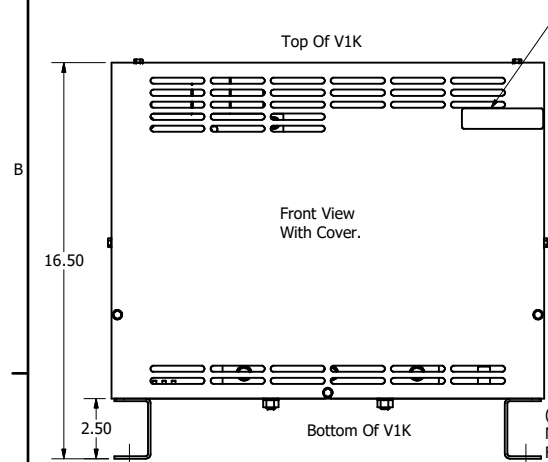
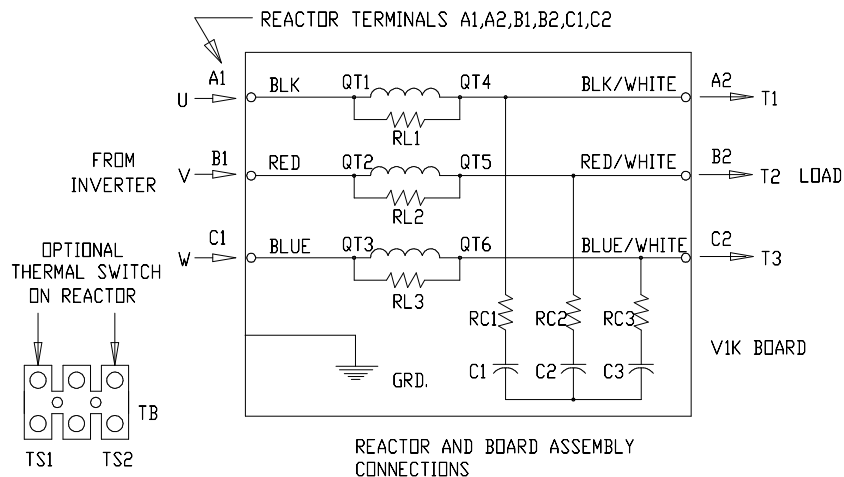


See V1K Installation Guide For Terminal Wire Size And Torque Information.
 Note: Maintain Clearance of 3 Inches On All Sides To Other Equipment.

V1K Part Number	Max Voltage	Amps	Phase	Weight (LBS)
V1K480A01*	600	480	3	138
V1K480A01EX*	600	480	3	138

* = (Blank) - No Thermal Switch
 * = T - Thermal Switch Option



Material(s) Shall be RoHS Compliant

Customer Is Responsible For Installation to Meet All National And Local Electrical Codes.

Dimensions are in inches unless otherwise specified.

THE INFORMATION AND DESIGNS CONTAINED IN THIS DRAWING ARE CONFIDENTIAL AND THE PROPRIETARY PROPERTY OF ALLIED MOTION TECHNOLOGIES INC. AND ITS SUBSIDIARIES. NEITHER THIS DESIGN NOR ANY INFORMATION CONTAINED IN THIS DRAWING MAY BE REPRODUCED OR DISCLOSED TO OTHERS WITHOUT THE EXPRESS WRITTEN CONSENT OF ALLIED MOTION TECHNOLOGIES INC. AND ITS SUBSIDIARIES.

NO	REVISION	DATE	BY
J	6892, Update Termination	12/4/2024	DSW
I	6032 Added T/S Option	08/31/22	JRN
H	4658 Rated To Max Voltage	03/04/19	JRN
G	4030, Combine, Update V1K Drawings	6/23/17	DSW

TOLERANCES (EXCEPT AS NOTED)
 DECIMAL
 .XX ± .25
 .XXX ± .10
 FRACTIONAL
 ± 1/16
 ANGULAR
 ± 1°

TCL W132N10611 (Rev. 12/24)
 Giermanke, WI 53022
 © 2024 TCL, LLC

An Official **Motion** Company

V1K, Enclosed, Type 1
 480 Amps

OWN BY: DSW DATE: 4/26/17
 SCALE: TO FIT DRAWN BY: JRN
 102415DG

SHT 1 OF 1