


LABEL PLACED ON INSIDE WALL OF CABINET.



LABEL PLACED ON FRONT OF CABINET.

NOTE: ROTATED AS NEEDED TO MEET CLEARANCE BETWEEN TERMINAL OR LUGS (PHASE TO PHASE). ALSO TO MEET CLEARANCE FROM TERMINALS OR LUGS TO GROUNDING SURFACE.

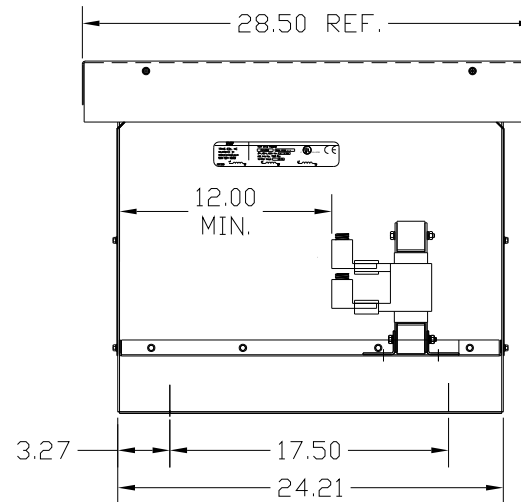
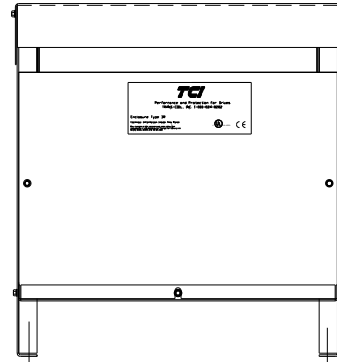
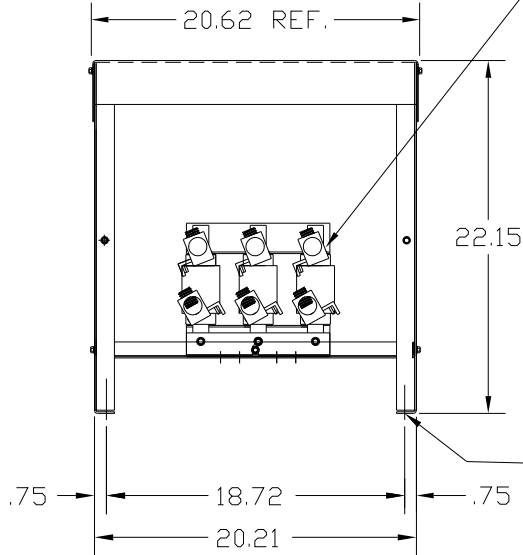
CATALOG NO	VOLTAGE	NEC MOTOR HP	NEC MOTOR CURRENT	WATTS LOSS	APPROX. WEIGHT-LBS
KDRULI23LE3R	208/240	75	211	294	126
KDRULI24LE3R	208/240	100	273	276	126
KDRULI22HE3R	208/240	75	211	312	126
KDRULI21HE3R	208/240	100	273	296	126

NOTE 1: WATTS LOSS WILL VARY DUE TO FUNDAMENTAL FREQUENCY, CARRIER FREQUENCY AND OTHER SYSTEM CHARACTERISTICS.

KDR DRIVE REACTORS COMPLY WITH THE THERMAL AND ALTITUDE STANDARDS SET FORTH BY NEMA ST20-1992..

NEC MOTOR CURRENTS SHOWN IN THE 208/240 VOLT CHART ARE BASED ON HORSEPOWER AT 208 VOLT. 575/600 VOLT CHART USE THE 575 VOLT CURRENT RATING.

LUG WIRE RANGE FOR REACTOR.	ONE 600MCM-4 TWO 250MCM-1/0, AL. OR CU.
TIGHTENING TORQUE.	500 LB-IN



VENDOR LILLY POWDER COATINGS, INC.
PRODUCT CODE 312E
COLOR PEBBLE GRAY
POWDER TYPE POLYESTER POLYURETHANE

PAINT SUITABLE FOR OUTDOOR APPLICATION PER UL TYPE 3R AND APPLIED PER A UL ACCEPTED DTW2 COATING PROGRAM.

CUSTOMER IS RESPONSIBLE FOR INSTALLATION TO MEET ALL LOCAL AND NATIONAL CODES

NO	REVISION	DATE	BY	TOLERANCES (EXCEPT AS NOTED): DECIMAL .XX ± .03 .XXX ± .01 FRACTIONAL ± 1/32 ANGULAR ± 1/2°	DRN BY DSW SCALE TO FIT	DATE 09/22/04 APRVD.	DWG. NO. B KDRIE3R-5DG SHT. 1 of 1
				<p>TCI 7878 N. 86th STREET MILWAUKEE, WI 53224</p> <p>KDR FRAME I (ILSCO LUGS) TYPE 3R ENCLOSURE</p>			