


LABEL PLACED ON INSIDE WALL OF CABINET.

CATALOG NO	VOLTAGE	NEC MOTOR HP	NEC MOTOR CURRENT	WATTS LOSS	APPROX. WEIGHT-LBS
KDRULH3LE3R	480	100	124	225	78
KDRULH2LE3R	480	125	156	254	78
KDRULH23HE3R	208/240	60	169	220	81
KDRULH44LE3R	575/600	150	144	253	82

NOTE 1: WATTS LOSS WILL VARY DUE TO FUNDAMENTAL FREQUENCY, CARRIER FREQUENCY AND OTHER SYSTEM CHARACTERISTICS.

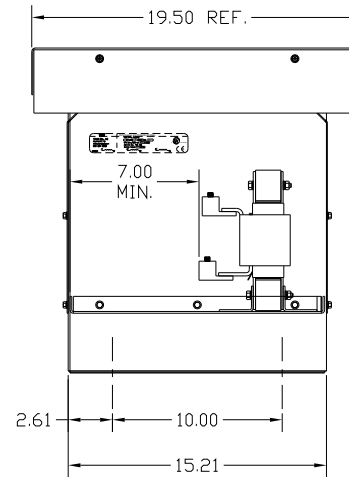
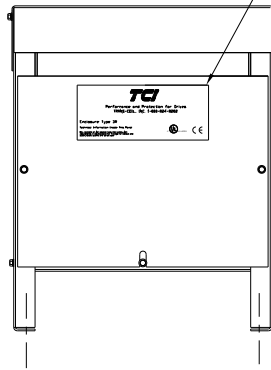
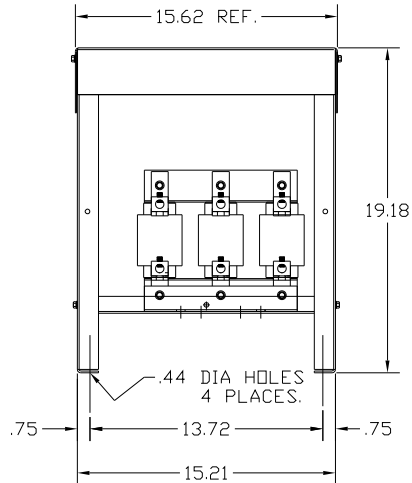
KDR DRIVE REACTORS COMPLY WITH THE THERMAL AND ALTITUDE STANDARDS SET FORTH BY NEMA ST20-1992..

NEC MOTOR CURRENTS SHOWN IN THE 208/240 VOLT CHART ARE BASED ON HORSEPOWER AT 208 VOLT. 575/600 VOLT CHART USE THE 575 VOLT CURRENT RATING.



LABEL PLACED ON FRONT OF CABINET.

LUG WIRE RANGE 250MCM-6, AL OR CU.  
FOR REACTOR.  
TIGHTENING TORQUE. 275 LB-IN



VENDOR LILLY POWDER COATINGS, INC.  
PRODUCT CODE 312E  
COLOR PEBBLE GRAY  
POWDER TYPE POLYESTER POLYURETHANE

PAINT SUITABLE FOR OUTDOOR APPLICATION PER UL TYPE 3R AND APPLIED PER A UL ACCEPTED DTW2 COATING PROGRAM.

CUSTOMER IS RESPONSIBLE FOR INSTALLATION TO MEET ALL LOCAL AND NATIONAL CODES

				TOLERANCES (EXCEPT AS NOTED):	7878 N. 86th STREET MILWAUKEE, WI 53224
				DECIMAL	
				.XX ± .03 .XXX ± .01	
				FRACTIONAL ± 1/32	
				ANGULAR ± 1/2°	DRN BY DSW DATE 08/19/04 DWG. NO. B KDRHE3R-1DG SCALE TO FIT APRVD. SHT. 1 of 1
NO	REVISION	DATE	BY		