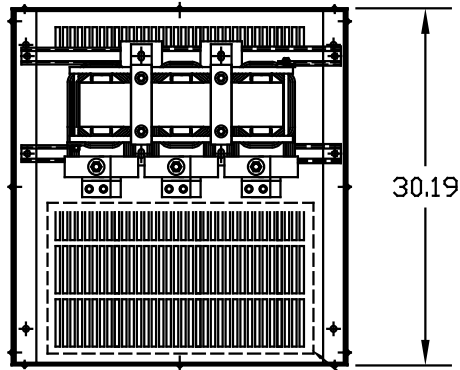



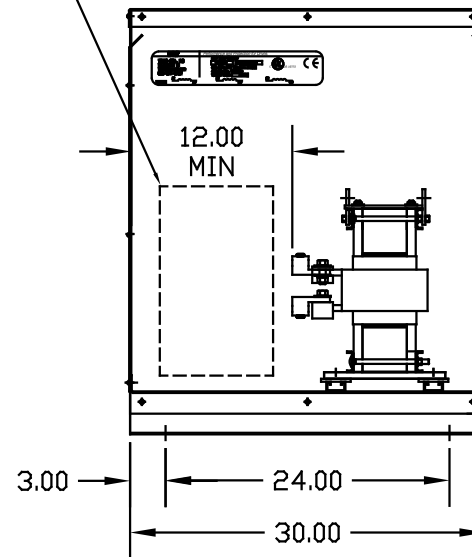

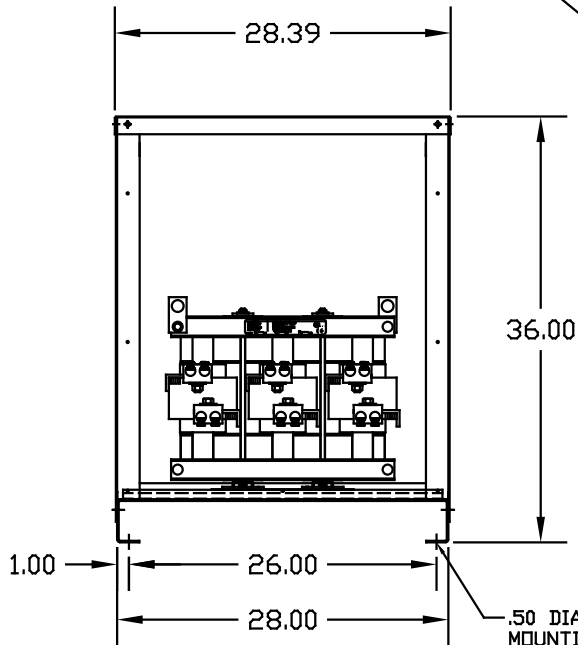
CATALOG NO	VOLTS(V.)	__mH±10%	__AMPS(A)	APPROX WT-LBS
KLRUL600EPTE01	28.74	.073	600	450



LUG WIRE RANGE TWO 600MCM-2, AL. OR CU.
FOR REACTOR.
TIGHTENING TORQUE. 500 LB-IN



RECOMMENDED CONDUIT
ENTRANCE AREA - LEFT FRONT SIDE,
BOTTOM FRONT. RIGHT FRONT SIDE AND
TOP.



CUSTOMER IS RESPONSIBLE FOR INSTALLATION
TO MEET ALL LOCAL AND NATIONAL CODES

VENDOR LILLY POWDER COATINGS, INC.
PRODUCT CODE 312E
COLOR PEBBLE GRAY
POWDER TYPE POLYESTER POLYURETHANE

PAINT SUITABLE FOR OUTDOOR APPLICATION PER UL TYPE 3R
AND APPLIED PER A UL ACCEPTED DTW2 COATING PROGRAM.

				TOLERANCES EXCEPT AS NOTED:	TCI 7878 N. 86th STREET MILWAUKEE, WI 53224
				DECIMAL .XX ±.03 .XXX ±.01	
				FRACTIONAL ± 1/32	KLR FRAME X (ILSCO LUGS) TYPE 1 ENCLOSURE
				ANGULAR ± 1/2°	
NO	REVISION	DATE	BY	SCALE TO FIT	DSG BY DATE 07/06/04 APPROVAL KLRULENCL-38DG SH1.1 OF1