


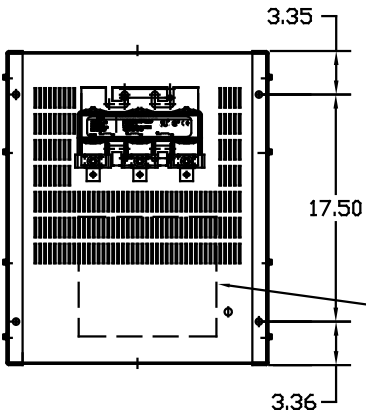
LABEL PLACED ON INSIDE WALL OF CABINET.

CATALOG NO	VOLTS(V.)	__mH±10%	__AMPS(A)	APPROX WT-LBS
KLRUL200BPTE01	7.20	.055	200	122
KLRUL200FPTE01	8.62	.066	200	122

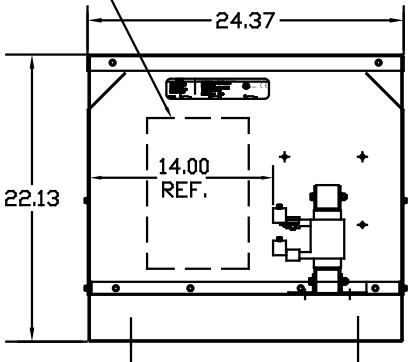
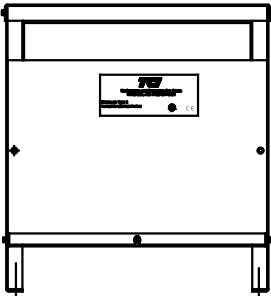
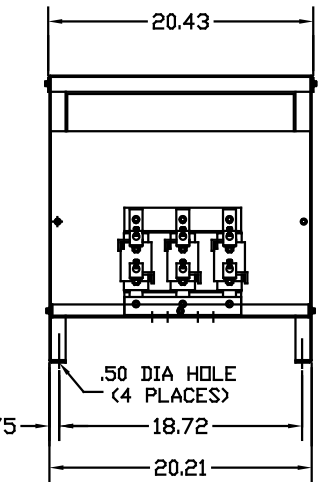
LUG WIRE RANGE 250MCM-6, AL OR CU.  
FOR REACTOR.  
TIGHTENING TORQUE. 275 LB-IN



LABEL PLACED ON FRONT OF CABINET.



RECOMMENDED CONDUIT  
ENTRANCE AREA - LEFT FRONT SIDE,  
BOTTOM FRONT, RIGHT FRONT SIDE AND  
TOP.



VENDOR LILLY POWDER COATINGS, INC.  
PRODUCT CODE 312E  
COLOR PEBBLE GRAY  
POWDER TYPE POLYESTER POLYURETHANE

PAINT SUITABLE FOR OUTDOOR APPLICATION PER UL TYPE 3R  
AND APPLIED PER A UL ACCEPTED DTV2 COATING PROGRAM.

CUSTOMER IS RESPONSIBLE FOR INSTALLATION  
TO MEET ALL LOCAL AND NATIONAL CODES

NO	REVISION	DATE	BY	TOLERANCES EXCEPT AS NOTED	7878 N. 86th STREET MILWAUKEE, WI 53224  <b>KLR FRAME I (ILSCO LUGS) TYPE 1 ENCLOSURE</b>	DRN BY	DATE	DWG NO.
				DECIMAL .XX ± .03 .XXX ± .01		DSW	12/08/03	B
				FRACTIONAL ± 1/32		SCALE	APPROV.	
				ANGULAR ± 1/2°		TO FIT		
								KLRULENCL-19DG SHT.1 of 1