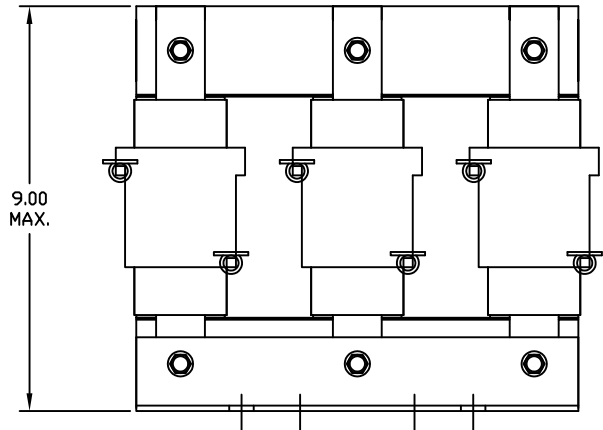
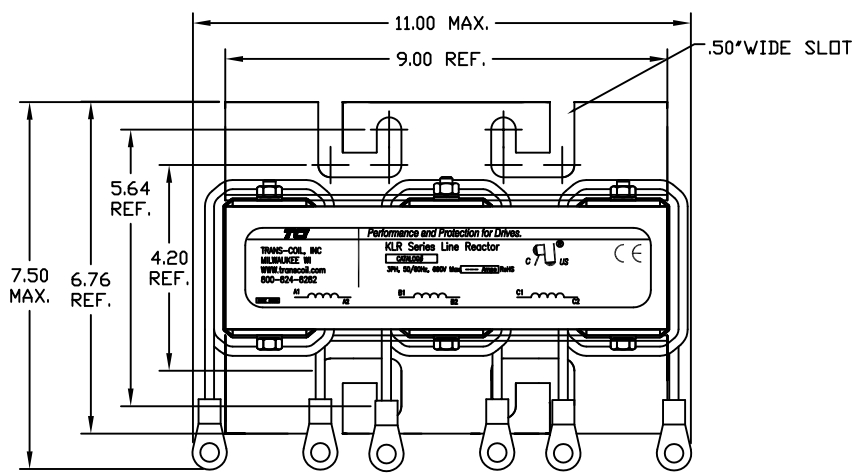
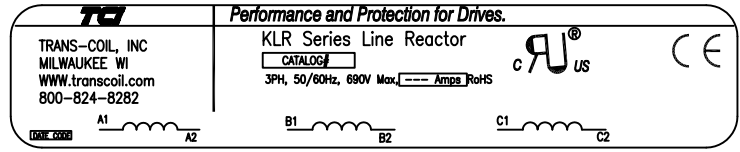
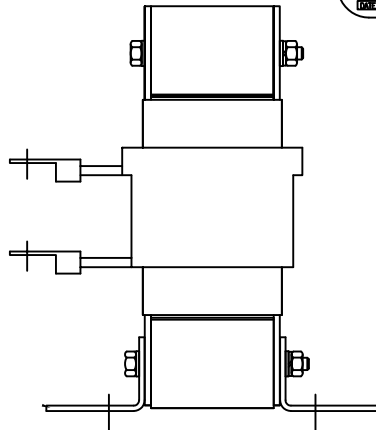
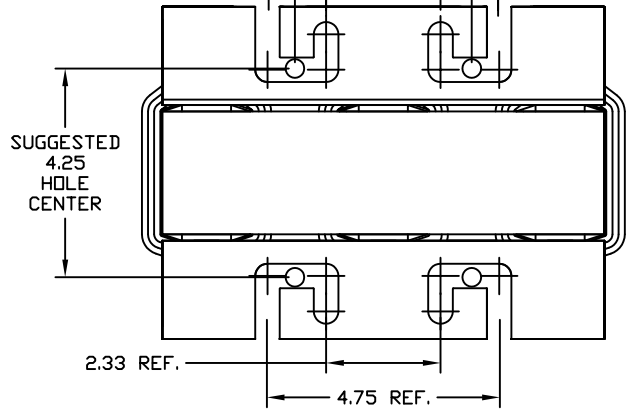


690V	NEC MOTOR HP	CATALOG NO	__AMPS(A)	APPROX WT-LBS	WATTS LOSS	TERMINAL RING HOLE SIZE
5% Z	60-75	KLR80ERLV	80	49	178	.38 DIA HOLE



SUGGESTED
3.60
MOUNTING
DISTANCE

3.50 REF. 3.50 REF.



				TOLERANCES (EXCEPT AS NOTED)		TCI 7878 N. 86th STREET MILWAUKEE, WI 53224	
				DECIMAL			
				.XX ± .03		KLR SERIES 3 PH REACTORS 690V (FRAME G)	
				.XXX ± .010			
				FRACTIONAL		DRN BY DSW DATE 02/07/06 DWG. NO. C KLR80ERLVDG	
				± 1/16		SCALE TO FIT	
				ANGULAR		SHT. 1 OF 1	
				± 1/2°			
NO	REVISION	DATE	BY				