


LABEL PLACED ON INSIDE WALL OF CABINET.



LABEL PLACED ON FRONT OF CABINET.

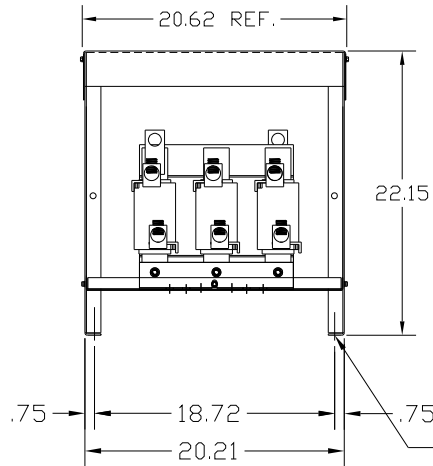
CATALOG NO	VOLTAGE	NEC MOTOR HP	NEC MOTOR CURRENT	WATTS LOSS	APPROX. WEIGHT-LBS
KDRULL46HE3R	575/600	250	242	472	190

NOTE 1: WATTS LOSS WILL VARY DUE TO FUNDAMENTAL FREQUENCY, CARRIER FREQUENCY AND OTHER SYSTEM CHARACTERISTICS.

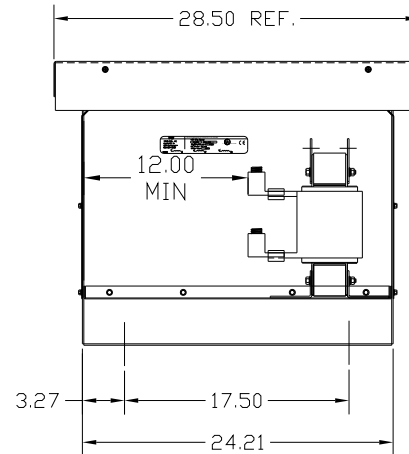
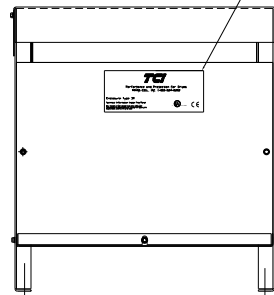
KDR DRIVE REACTORS COMPLY WITH THE THERMAL AND ALTITUDE STANDARDS SET FORTH BY NEMA ST20-1992..

NEC MOTOR CURRENTS SHOWN IN THE 208/240 VOLT CHART ARE BASED ON HORSEPOWER AT 208 VOLT. 575/600 VOLT CHART USE THE 575 VOLT CURRENT RATING.

LUG WIRE RANGE ONE 600MCM-4  
FOR REACTOR. TWO 250MCM-1/0, AL. OR CU.  
TIGHTENING TORQUE. 500 LB-IN



.50 DIA MOUNTING HOLE (4 PLACES)



VENDOR LILLY POWDER COATINGS, INC.  
PRODUCT CODE 312E  
COLOR PEBBLE GRAY  
POWDER TYPE POLYESTER POLYURETHANE  
PAINT SUITABLE FOR OUTDOOR APPLICATION PER UL TYPE 3R  
AND APPLIED PER A UL ACCEPTED DTV2 COATING PROGRAM.

CUSTOMER IS RESPONSIBLE FOR INSTALLATION TO MEET ALL LOCAL AND NATIONAL CODES

NO	REVISION	DATE	BY	TOLERANCES (EXCEPT AS NOTED): DECIMAL .XX ± .03 .XXX ± .01 FRACTIONAL ± 1/32 ANGULAR ± 1/2°	7878 N. 86th STREET MILWAUKEE, WI 53224	DRN BY DSW	DATE 09/22/04	DWG. NO. DKDRLE3R-6DG
						SCALE TO FIT	APRVD.	SHT. 1 of 1

KDR FRAME L (ILSCO LUGS)  
TYPE 3R ENCLOSURE