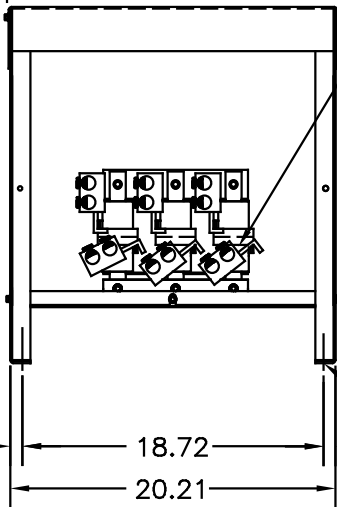
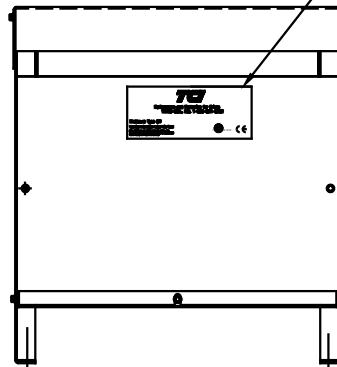


20.62 REF.




.75  
18.72  
20.21

22.15



.50 DIA  
MOUNTING HOLE  
(4 PLACES)

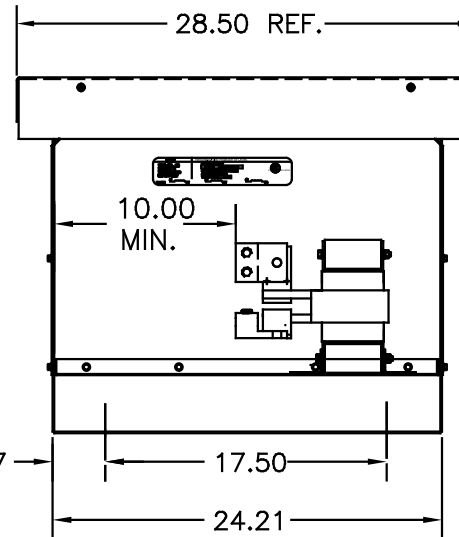


LABEL PLACED ON INSIDE WALL OF CABINET.



LABEL PLACED ON FRONT OF CABINET.

NOTE: ROTATED AS NEEDED TO MEET CLEARANCE BETWEEN TERMINAL OR LUGS (PHASE TO PHASE). ALSO TO MEET CLEARANCE FROM TERMINALS OR LUGS TO GROUNDING SURFACE.



28.50 REF.

10.00  
MIN.

3.27  
17.50  
24.21

CATALOG NO	VOLTAGE	NEC MOTOR HP	NEC MOTOR CURRENT	WATTS LOSS	APPROX. WEIGHT-LBS
KDRULJ23LE3R	208/240	150	396	401	150

LUG WIRE RANGE TWO 350MCM-4, AL. OR CU.  
FOR REACTOR.  
TIGHTENING TORQUE. 275 LB-IN

NOTE 1: WATTS LOSS WILL VARY DUE TO FUNDAMENTAL FREQUENCY, CARRIER FREQUENCY AND OTHER SYSTEM CHARACTERISTICS.  
KDR DRIVE REACTORS COMPLY WITH THE THERMAL AND ALTITUDE STANDARDS SET FORTH BY NEMA ST20-1992..

NEC MOTOR CURRENTS SHOWN IN THE 208/240 VOLT CHART ARE BASED ON HORSEPOWER AT 208 VOLT. 575/600 VOLT CHART USE THE 575 VOLT CURRENT RATING.

VENDOR LILLY POWDER COATINGS, INC.  
PRODUCT CODE 312E  
COLOR PEBBLE GRAY  
POWDER TYPE POLYESTER POLYURETHANE

PAINT SUITABLE FOR OUTDOOR APPLICATION PER UL TYPE 3R AND APPLIED PER A UL ACCEPTED DTW2 COATING PROGRAM.

CUSTOMER IS RESPONSIBLE FOR INSTALLATION TO MEET ALL LOCAL AND NATIONAL CODES

TOLERANCES (EXCEPT AS NOTED)			
			DECIMAL
			.XX ±.03
			.XXX ±.01
			FRACTIONAL
			± 1/32
			ANGULAR
			± 1/2°
NO	REVISION	DATE	BY

**TCI** 7878 N. 86th STREET  
MILWAUKEE, WI 53224

KDR FRAME J (ILSCO LUGS)  
TYPE 3R ENCLOSURE

DRN. BY DSW	DATE 09/22/04	DRG. NO. B
SCALE TO FIT	APPRD.	KDRJE3R-77DG

SHT. 1 OF 1