
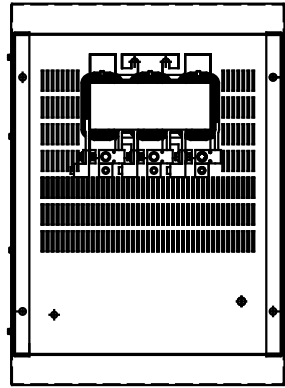


LABEL PLACED ON INSIDE WALL OF CABINET.

CATALOG NO	VOLTAGE	NEC MOTOR HP	NEC MOTOR CURRENT	WATTS LOSS	APPROX. WEIGHT-LBS	AMPS MAX.
KDRULJ41HE3R	575/600	200	192	466	145	192

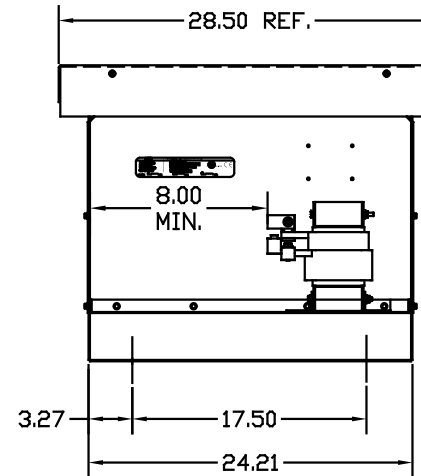
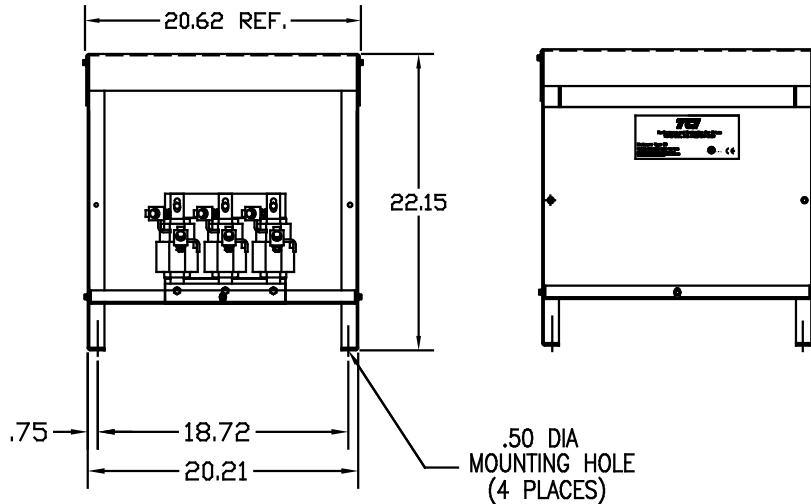


NOTE 1: WATTS LOSS WILL VARY DUE TO FUNDAMENTAL FREQUENCY, CARRIER FREQUENCY AND OTHER SYSTEM CHARACTERISTICS.

KDR DRIVE REACTORS COMPLY WITH THE THERMAL AND ALTITUDE STANDARDS SET FORTH BY NEMA ST20-1992..

NEC MOTOR CURRENTS SHOWN IN THE 208/240 VOLT CHART ARE BASED ON HORSEPOWER AT 208 VOLT. 575/600 VOLT CHART USE THE 575 VOLT CURRENT RATING.

LUG WIRE RANGE 250MCM-6, AL OR CU.  
FOR REACTOR.  
TIGHTENING TORQUE. 275 LB-IN



VENDOR LILLY POWDER COATINGS, INC.  
PRODUCT CODE 312E  
COLOR PEBBLE GRAY  
POWDER TYPE POLYESTER POLYURETHANE

PAINT SUITABLE FOR OUTDOOR APPLICATION PER UL TYPE 3R AND APPLIED PER A UL ACCEPTED DTV2 COATING PROGRAM.

CUSTOMER IS RESPONSIBLE FOR INSTALLATION TO MEET ALL LOCAL AND NATIONAL CODES

				TOLERANCES EXCEPT AS NOTED	<b>TCI</b> 7878 N. 86th STREET MILWAUKEE, WI 53224
				DECIMAL	
				.XX ± .03	
				.XXX ± .01	
				FRACTIONAL ± 1/32	DRN BY DSW DATE 09/22/04 DWG NO. BKDRJE3R-4DG
2679 CHANGE VIEWS				5/20/10 DSW	
NO REVISION				DATE	BY D
				ANGULAR ± 1/2°	SHT. 1 of 1