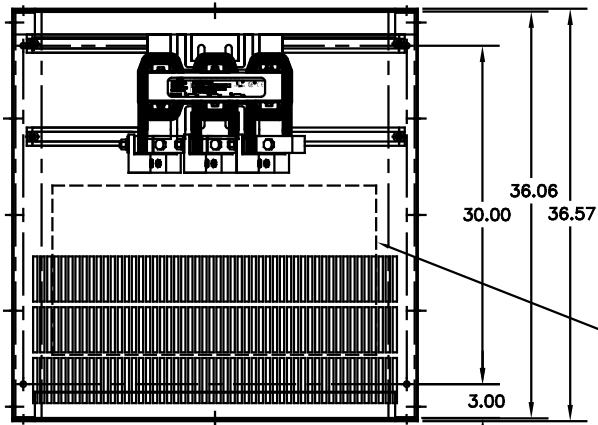


CATALOG NO	VOLTAGE	NEC MOTOR HP	NEC MOTOR CURRENT	WATTS LOSS	APPROX. WEIGHT-LBS
KDRULL3LE01	480	600	720	748	475



LABEL PLACED ON INSIDE WALL OF CABINET.



LABEL PLACED ON FRONT OF CABINET.

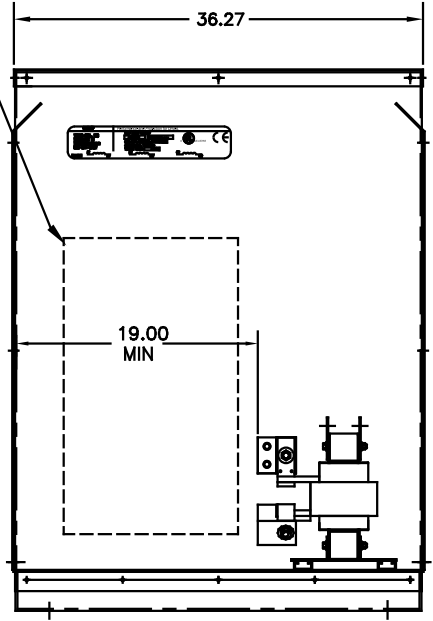

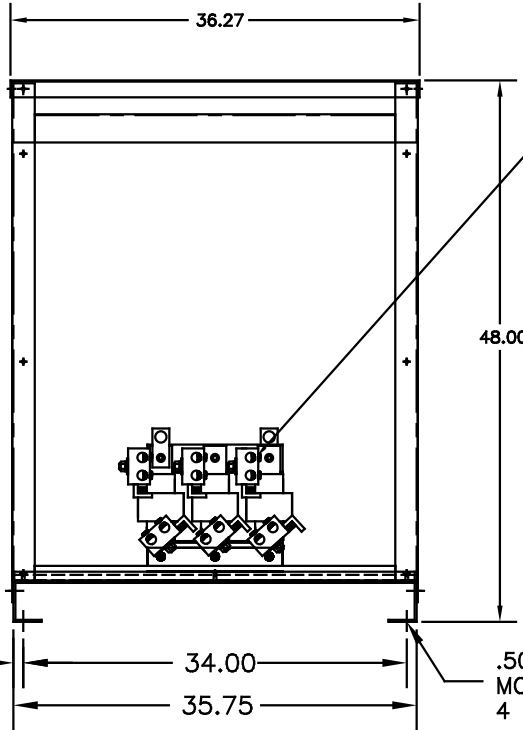
LUG WIRE RANGE TWO 800MCM-300MCM, AL. OR CU. FOR REACTOR.
TIGHTENING TORQUE. 375 LB-IN

NOTE 1: WATTS LOSS WILL VARY DUE TO FUNDAMENTAL FREQUENCY, CARRIER FREQUENCY AND OTHER SYSTEM CHARACTERISTICS. KDR DRIVE REACTORS COMPLY WITH THE THERMAL AND ALTITUDE STANDARDS SET FORTH BY NEMA ST20-1992..

NEC MOTOR CURRENTS SHOWN IN THE 208/240 VOLT CHART ARE BASED ON HORSEPOWER AT 208 VOLT. 575/600 VOLT CHART USE THE 575 VOLT CURRENT RATING.

RECOMMENDED CONDUIT ENTRANCE AREA - LEFT FRONT SIDE, BOTTOM FRONT. RIGHT FRONT SIDE AND TOP.

NOTE: LUGS ROTATED TO MEET CLEARANCE (PHASE TO PHASE). AND TO MEET CLEARANCE FROM LUGS TO GROUNDING SURFACE.



CUSTOMER IS RESPONSIBLE FOR INSTALLATION TO MEET ALL LOCAL AND NATIONAL CODES

VENDOR LILLY POWDER COATINGS, INC.
PRODUCT CODE 312E
COLOR PEBBLE GRAY
POWDER TYPE POLYESTER POLYURETHANE
PAINT SUITABLE FOR OUTDOOR APPLICATION PER UL TYPE 3R AND APPLIED PER A UL ACCEPTED DTW2 COATING PROGRAM.

		TOLERANCES (UNLESS AS NOTED)		DRAWN BY		DATE		APPROVED		REV. NO.	
		DECIMAL		DSW		07/06/04					
		.XX ±.03									
		.XXX ±.01									
△	2475 BOTTOM TERMS	FRACTIONAL									
	TURNED DOWN			DSW							
NO	REVISION										

TCI 7878 N. 86th STREET MILWAUKEE, WI 53224

KLR FRAME L (ILSCO LUGS) TYPE 1 ENCLOSURE

DRW. NO. DSJ DATE 07/06/04 APPR. C KDRULENCL-49DG SHIT. 1 OF 1