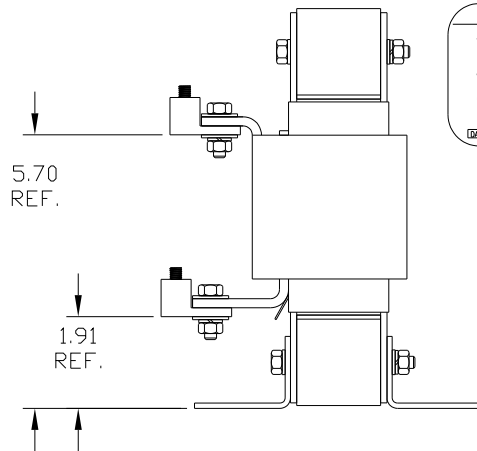
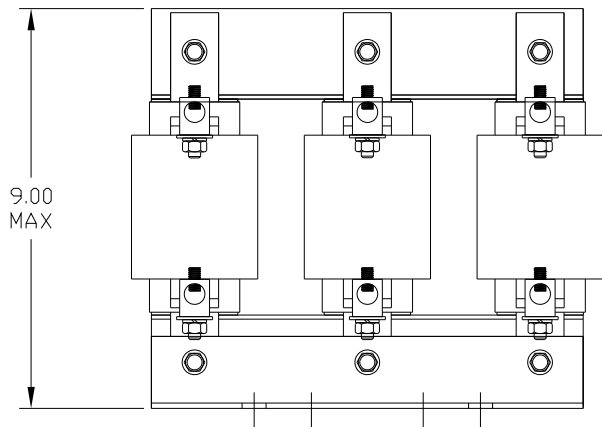


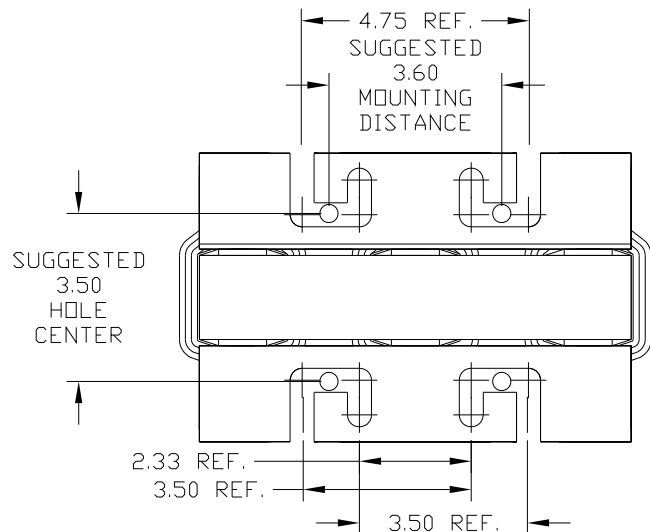
CATALOG NO	VOLTAGE	NEC MOTOR HP	NEC MOTOR CURRENT	WATTS LOSS	APPROX. WEIGHT-LBS
KDRULI41H	575/600	100	99	268	53

NEC MOTOR CURRENTS SHOWN IN THE 208/240 VOLT CHART ARE BASED ON HORSEPOWER AT 208 VOLT. 575/600 VOLT CHART USE THE 575 VOLT CURRENT RATING.

LUG WIRE RANGE 2/0-6, AL OR CU.
FOR REACTOR.
TIGHTENING TORQUE. 120 LB-IN



TCI TRANS-COIL, INC MILWAUKEE WI WWW.transcoil.com 800-824-8282	Performance and Protection for Drives. KDR Drive Reactor CATALOG# Motor Amps --- 3PH, 60Hz, 600V Max, --- A Max. 40C Amb Max, 155C Rise Terminal Torque LB-IN.		



				TOLERANCES (EXCEPT AS NOTED) DECIMAL .XX ±.03 .XXX ±.01 FRACTIONAL ± 1/32 ANGULAR ± 1/2°	7878 N. 86th STREET MILWAUKEE, WI 53224
					KDRUL OPEN (FRAME I) KDR DRIVE REACTOR
NO	REVISION	DATE	BY	SCALE 1/2"=1"	DRN BY DSW DATE 04/30/04 DWG NO. KDRULOPEN-130G APPROV C
					SHT. 1 OF 1