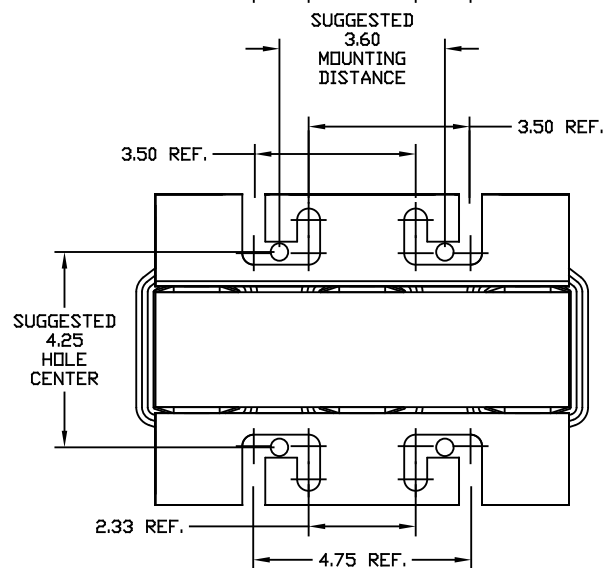
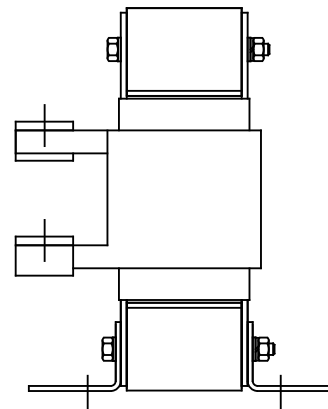
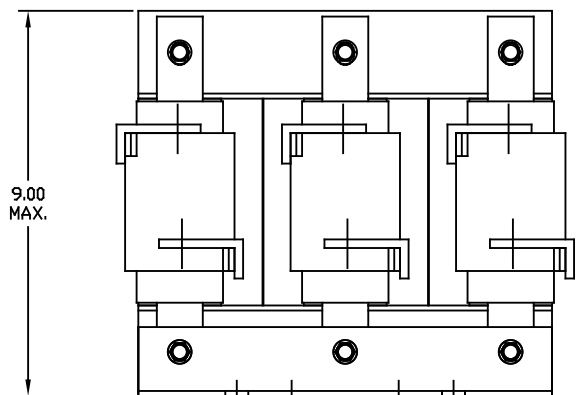

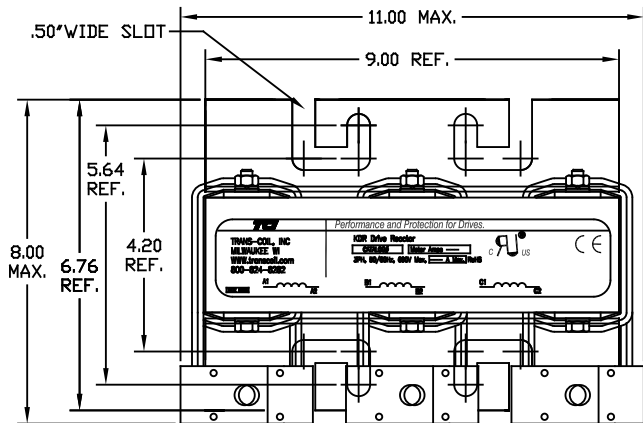


VOLTAGE 690V	NEC MOTOR HP	CATALOG NO	MOTOR HP AMPS	AMPS MAX	APPROX WT-LBS	TERMINAL HOLE SIZE
OUTPUT	250	KDRG31PV	242	250	60	.44



				TOLERANCES EXCEPT AS NOTED:		7878 N. 86th STREET MILWAUKEE, WI 53224	
				DECIMAL	KDR OUTPUT REACTOR 690V (G FRAME)		
				.XX ± .03			
				.XXX ± .01			
				FRACTIONAL			
				± 1/32			
				ANGULAR			
				± 1/2°			
NO	REVISION	DATE	BY	DRG. NO.	DATE	APP'VD	REV. NO.
				C	03/05/07		1
				SCALE	TO FIT		
				KDRG31PVDG			
				SHT. 1 OF 1			